



Transport
Canada

Transports
Canada



Issue 3/2013

Feedback

Canadian Aviation Service Difficulty Reports



TP 6980E
(3/2013)



Reproduced with permission of Viking Air Ltd.



TABLE OF CONTENTS

Fixed Wing	1
Engines	8
Rotorcraft	11
Equipment Airworthiness Directives (ADs)	13
Special Airworthiness Information Bulletins (SAIB)	14
Service Difficulty Reports (SDRs)	16

DHC-2 Beaver Front Cover Picture

The Viking Air (de Havilland Canada) DHC-2 Beaver on floats incorporates a solid design and short takeoff and landing (STOL) capabilities. A widely used aircraft throughout the global aviation industry with over 400 registered and operating in Canada.

Feedback is published quarterly by the Continuing Airworthiness Division of Transport Canada, informing the aviation community of reported day-to-day problems that affect aircraft airworthiness in Canada.

Reprints of original *Feedback* material are encouraged, but credit must be given to Transport Canada's Feedback magazine. Please forward one copy of the reprinted article to the Editor.

To obtain information concerning copyright ownership and restrictions on reproduction of the material, please address your correspondence to:

Jérémie Laviolette, Editor
Feedback
Transport Canada (AARDG)
Place de Ville, Tower C
Ottawa ON K1A 0N8

E-mail: jeremie.laviolette@tc.gc.ca
Tel.: 613-952-4360
Fax: 613-996-9178

To view *Feedback* online or to receive it electronically please visit:

www.tc.gc.ca/feedback-magazine

The articles contained in *Feedback* are derived from *Service Difficulty Reports* (SDRs) submitted by Aircraft Maintenance Engineers (AMEs), owners, operators and other sources in accordance with *Canadian Aviation Regulation* (CAR) 521.

SDRs are normally published verbatim. Transport Canada assumes no responsibility for the accuracy or content of any of these reports. Only spelling errors are corrected and content may be reduced as well as personal references deleted.

All defects or occurrences should be reported to Transport Canada through the Service Difficulty Reporting Program. For additional information about this program or concerning an article in *Feedback* magazine, contact your nearest Transport Canada Centre.

For all technical inquires related to articles of this magazine, please address your correspondence to CAWWebFeedback@tc.gc.ca

Feedback est aussi disponible en français.

© Her Majesty the Queen in Right of Canada, as represented by the Minister of Transport (2013).

ISSN 1925-8429 (Online)

TP 6980E
(03/2013)

TC-1005135

Seized Ram Air Turbine Uplock Roller

SDR submitted:

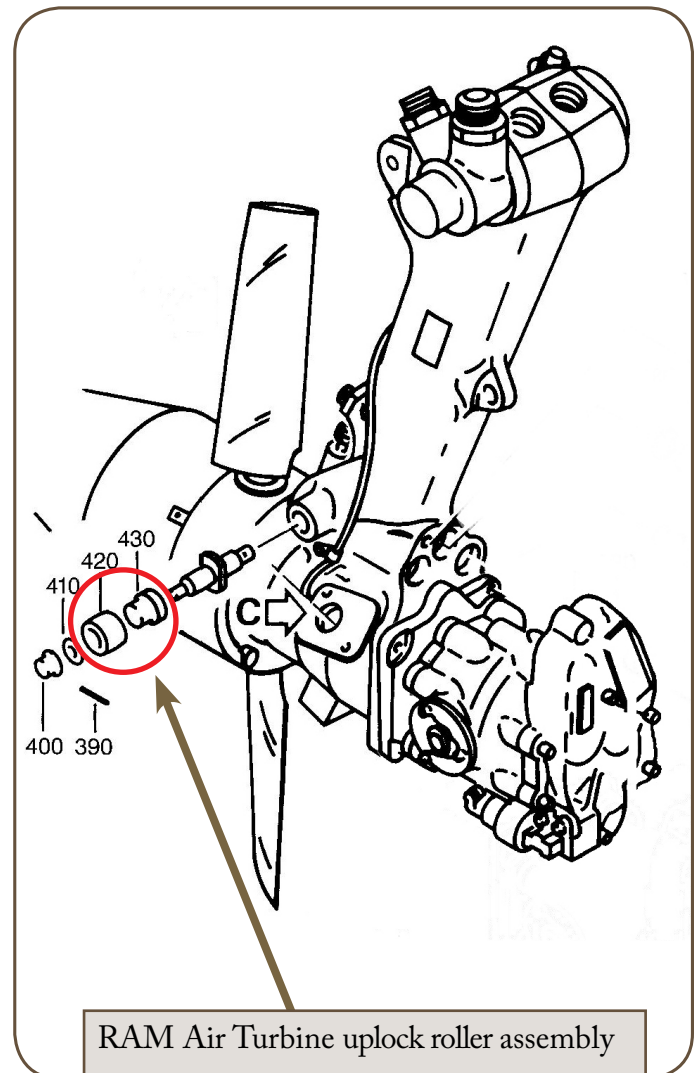
Maintenance was performing an operational task of the ram air turbine (RAT) uplock mechanism during an A-06 check when it was discovered that the RAT failed to deploy from both the captains and first officers release handle.

After the investigation it was found that the uplock roller on the RAT was seized.

The RAT uplock roller was disassembled, inspected, re-lubricated, reassembled and made serviceable through a successful operational test.

Transport Canada Comments:

Further evaluation from the operator for the A310 aeroplanes revealed similar problems where the operator decided to de-escalate the operational task of the RAT and introduce a lubrication repeat task into their maintenance program. ✖



Failed Anti-ice Duct

SDR submitted:

After arriving at the gate and during a standard walk-around, maintenance discovered at the left wing, the #4 slat inboard blow out panel blown out with no anti-icing duct visible from the opening.

Further inspection revealed the ducts to be disintegrated and frayed with strands of tube material blocking the inside of the anti-icing ducts. Another anti-ice duct was also found damaged on the same wing outboard of the engine.

Both ducts were replaced making the aeroplane serviceable.

Transport Canada Comments:

Through the close scrutiny of the maintenance personnel while performing the walk-around, the observation of the dislodged blow-out panel revealed the failure of the ducts prior to departure.

A job well done for the maintenance engineer involved. ✂



The two failed left wing anti-ice ducts

Nose Landing Gear Upper Drag-Brace Fracture

SDR submitted:

During removal of the nose landing gear assembly, the upper drag-brace trunnion casting was found cracked approximately 75% of its circumference.

The drag brace trunnion was replaced, making the aeroplane serviceable.

Transport Canada Comments:

Yet another example of the importance of the daily checks that should detect faults as seen here before the flight of the aeroplane. ✂



Nose landing gear upper drag-brace trunnion crack

Windshield Failure

SDR submitted:

On descent into destination, the captain's windshield shattered. The flight continued to destination and landed safely. The aeroplane was removed from service for maintenance to replace the left-hand windshield.

All operational tests were carried out making the aeroplane serviceable.

Transport Canada Comments:

It was noted by the operator that there was erosion of the outboard upper rubber seal or "moisture seal" which may have allowed moisture to permeate and cause the outer pane of this windshield to fail.

As stated in the applicable Aircraft Maintenance Manual (AMM) 56-11-01, "inspect the outboard moisture seal for cracks or erosion... and repair if necessary..."

Transport Canada Civil Aviation is advising all owners, operators and maintainers of the aforementioned AMM reference for various inspections and repairs that are available to prevent such occurrences as seen in this article. ✖



Fractured Aileron Output Link

SDR submitted:


During a scheduled heavy maintenance inspection for a functional check of the two aileron power control units (PCU) at each aileron panel, the aircraft maintenance engineer (AME) found one of the two PCU output links on the right-hand aileron panel fractured and separated.

The output link was replaced and the system was brought back to a serviceable condition.

Transport Canada Comments:

The maintenance program of this aeroplane has been developed to capture failures such as this in order to prevent a complete failure of the flight control system.

Transport Canada Civil Aviation is advising all owners, operators and maintainers of this potential dormant failure and to be sensitive to flight crew snags related to this system. ✖



Wiring Overheat Damage

SDR submitted:


While investigating an unrelated defect on the aeroplane, the Aircraft Maintenance Engineer discovered burnt wiring related to the 3A hydraulic pump power relay K1DB circuit. Wire # DB18B12WHT was burnt approximately 20.32 cm (8 inches) leading up to the power relay.

The affected wires were replaced as defined in the Electrical Standard Practices Manual and the aeroplane was returned to service.

Transport Canada Comments:

It is suspected that improper wire terminal crimping caused the wire overheat condition.

Transport Canada Civil Aviation (TCCA) is advising all aeroplane maintainers of the importance to diligently follow all manufacturer manual instructions when replacing aeroplane parts or performing repairs. ✖



Burnt and overheated wire at relay K1DB

Cracked Drag-Angle

SDR submitted:


During a visit to a painting facility, cracks were found on the left-hand vertical stabilizer to fuselage attachment drag angles in both forward and aft positions.

The aeroplane was repaired in accordance with a Bombardier repair engineering order (REO) REO 690-55-31-010 and was later made serviceable.

Transport Canada Comments:

Transport Canada Civil Aviation (TCCA) is presently working with Bombardier engineering to better define this drag-angle failure characteristic and its implications.

TCCA is advising all CRJ700/900 owners and operators of this possible condition. ✖



Vertical stabilizer to fuselage attachment with cracked drag-angles

Horizontal Stabilizer Spar - Cracks

SDR submitted:

An operator recently found a crack that went through the front spar and centre skin lightening hole area where the horizontal spar attaches to the fuselage (P/N 0532001-98).

This aeroplane previously had a crack in this same area despite the fact that the Cessna Horizontal Forward Spar Reinforcement Kit modification had been installed in accordance with Cessna SEB94-8.

Transport Canada Comments:

A service history review has revealed that these cracks are a longstanding problem that appears to be closely associated with improper ground handling.

Transport Canada Civil Aviation (TCCA) recommends that aviation personnel refrain from grabbing onto tail surfaces when manually moving these aeroplanes. ✖



Cracked Horizontal Stabilizer Front Spar and Center Skin

Main Gear Door Linkage


SDR submitted:

The crew reported loss of #2 hydraulic system pressure with rudder caution light and left hand (L/H) main landing gear unsafe light indications. The crew then cycled the landing gear to confirm that a problem existed and then returned to a nearby airfield for an uneventful landing.

Maintenance crew found that the outboard L/H main gear door pushrod (P/N 83231014-003) and corresponding spring assembly (P/N 83231020-003) failed. It appears that when the landing gear was deployed, an adjacent hydraulic line was severed resulting in rapid loss of fluid and loss of #2 hydraulic system.

Transport Canada Comments:

It is recommended that maintenance personnel closely inspect the landing gear doors and linkages to prevent future occurrences of this nature. ✖



Main landing gear door linkage

Cracked Rudder Pedals

SDR submitted:

During a 1500 hour inspection, the brake pedal, part number 22-2728-00-00, installed on the co-pilot's side of the right brake and the brake pedal, part number 22-2727-13-00, installed on the pilot side of the left brake were both found cracked at the pivot tube. The pedals were not seized and no abnormal wear was found. Both pedals were replaced and the aeroplane was returned to service.

Transport Canada Comments:

Diamond Aircraft has increased the inspection/lubrication schedule on this item from 200 to 100 hour intervals. Details are given in current maintenance instructions and also in service information letter SIL20C1-003. This SIL is available to be viewed on Diamond Aircraft's web site at:

<http://www.diamondaircraft.com>

Follow the link titled 'Technical Publications' and select service information letters. ✖

Bad Installation of a Flap Torque-Tube Bracket

SDR submitted:

During a maintenance visit, the left-hand #6 flap drive torque tube was found worn and chuffed from the contact with a guide bracket. After power was re-established, the flaps were retracted and the torque tube was confirmed to be chuffing on the bracket. During a previous maintenance visit, the bracket had been installed in a way which allowed the torque tube to contact it during flap retraction causing the chuffing and wear.

The operational/rigging independent check accomplished at that time did not catch the tube contacting the bracket.

It was also confirmed that the torque tube contact on the bracket would not be apparent unless the flap system was operated to its fully deployed/extended and retracted/stowed position.

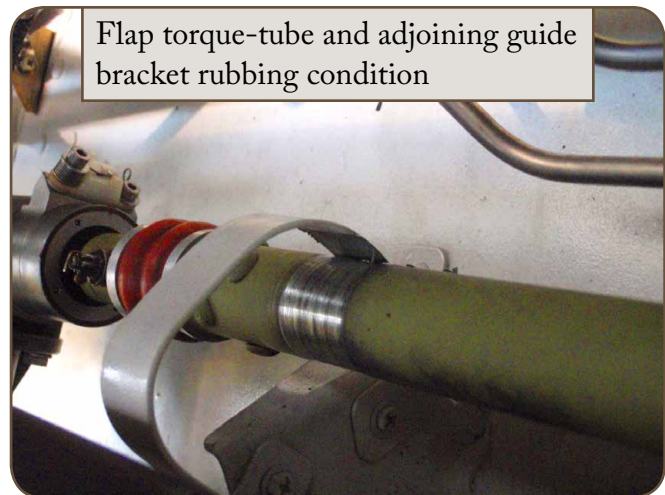
The torque tube and guide bracket were replaced while ensuring the correct orientation and installation of the bracket.

Transport Canada Comments:

As commented by the operator, the Aircraft Maintenance Manual (AMM) installation instructions are not clear in ensuring that this guide bracket is correctly orientated for its proper installation.

The Aircraft manufacturer, Embraer, was advised of this concern towards the unclear instructions in the AMM.

Transport Canada Civil Aviation is advising all maintainers of this possible scenario of the improper installation for this guide bracket. ✖



Cabin Inverter Unit Failure

SDR submitted:

The right-hand non essential bus switch light illuminated as the crew lined up for take-off. They returned to the flight support ramp area and shut down the aeroplane. A very strong electrical burning odor was noted as maintenance disconnected the batteries in the aft equipment bay.

Maintenance conducted a complete inspection and noted that the root cause of the burning order was an unserviceable inverter.

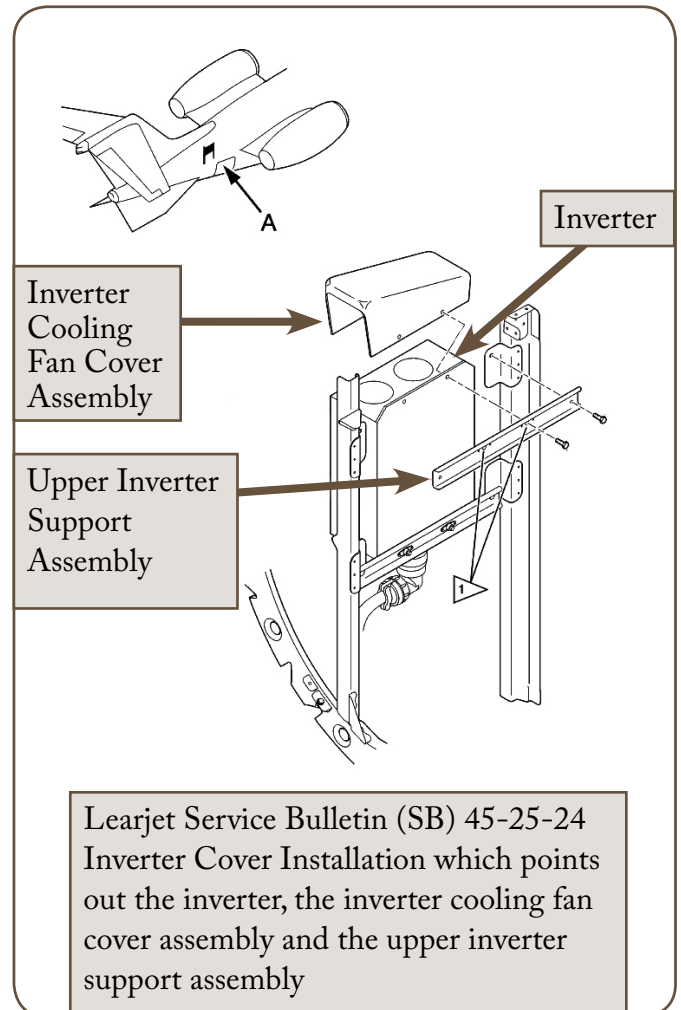
Maintenance proceeded to replace the failed inverter, the upper main battery, the remote control circuit breaker and the right-hand non essential bus 80 amp fuse.

The complete system function tested good with no burning smell or overheat conditions and the aeroplane was returned to service.

Transport Canada Comments:

It has been found that condensation in the tailcone aft equipment bay may drip onto the inverter causing it to fail. Learjet Service Bulletin SB 45-25-24 will reduce this possibility of moisture entering the inverter and will direct the warm airflow from the inverter cooling fan away from the wiring that is routed above the inverter.

Transport Canada Civil Aviation is advising all Learjet 45 owners, operators and maintainers of the availability and importance to incorporate this Service Bulletin. ✂



ENGINES

AIRCRAFT PARTS, EQUIPMENT

SDR # 20120502009

Cracked Starter – Generator Spline


SDR submitted:

The starter-generator was removed for overhaul with 1786 hours total time airframe. During overhaul, a magnetic particle inspection detected a crack radially and longitudinally in the drive spline that engages with the engine.

The starter-generator was manufactured in March 2006. The cracked shaft was replaced with a new one.

Transport Canada Comments:

Considering the date of manufacture and the total number of hours on the airframe, it is possible that there may have been a vibration or installation issue with this unit. It is fortunate that the inspection cycle for this component detected the fault before total failure occurred. ✖



AVCO LYCOMING, O-320-D2J

SDR # 20120301010

On-condition Engines

SDR submitted:

During the pre-flight ground run, the pilot noticed an engine vibration. The aeroplane was snagged and inspected by maintenance. Six out of eight studs on the #3 cylinder were sheared off. All the studs were replaced. All 4 cylinders base nuts were checked for proper torque. The engine was on condition at the time. The cylinder has never been removed since overhaul. Two other cylinders were removed for the engine on condition implementation at 2065 hours. The engine received on condition inspections each 50 hours thereafter. The aeroplane has received two inspections since the occurrence, and no further defects have been found.

Transport Canada Comments:

Operating an engine 'on condition' can be economically advantageous but it does come with certain risks. In this instance, the engine was able to be repaired in accordance with the engine's maintenance manual. An issue worth noting is, if the through studs that also hold down the opposite cylinder #2 loosened off, then the crankcase probably lost the preload of Main Bearing Journal. This could lead to the possibility of fretting damage during high cyclic friction between vibrating mating surfaces and material loss on the crankcase halves. Should the through studs be subsequently re-torqued, there is a possibility of excessive clamping pressure on the main bearing.

Operators are reminded that the requirements for 'on-condition' maintenance are clearly spelled out in airworthiness notice B041. ✖


Oil Transmitter Interference Fit With Core Cowl

SDR submitted:

During a scheduled #1 engine change, the upper core cowl was found with a 2.54 cm (1 inch) puncture in it. An investigation revealed that the core cowl was in contact with the top of the oil tank level sensor on the removed engine. A new core cowl was installed on the new engine.

Transport Canada Comments:

Maintainers are reminded to remain vigilant while installing or inspecting components and pay close attention to fits and clearances. ✖



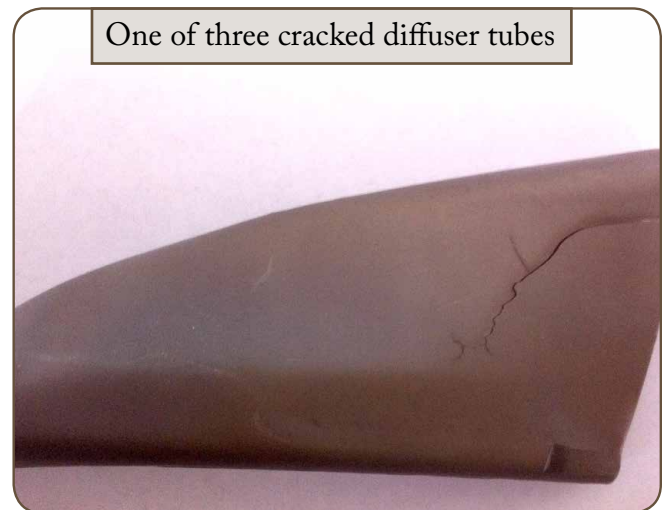
Cracked Diffuser Tubes

SDR submitted:

After receiving a PT6A-28 engine back from overhaul, a trend request was opened stating that the temperature had increased by 20 degrees. Several attempts were made to correct the condition targeting calibrations, temp probes, etc. The problem was unable to be rectified through those attempts. Maintenance decided to do a hot section inspection at 1616 hours since overhaul to inspect in greater detail. Maintenance found three badly cracked diffuser tubes. Three field repair kits (part number 3102843-01) were installed in the engine as per manufacture recommendations and function checks found that the engine was once again serviceable.

Transport Canada Comments:

Great job done by maintenance to go ahead with the hot section inspection and discover the source of the problem. While a 20 degree increase in operating temperature may not seem like much, it is a good indication of engine distress. Trend analysis is a very useful tool when dealing with complex aircraft systems. ✖




Intermediate Case Corrosion

SDR submitted:

The engine was returned to Rolls Royce Canada for midlife inspection. While disassembling the engine, during the outlet guide vane ring removal, it was noted that the external intermediate casing wall had excessive corrosion that had created a hole through the casing wall and generated a 25.4 cm (10 inch) crack. The engine had also excessive visible corrosion to other areas of the case and inside the low pressure compressor.

Transport Canada Comments:

Rolls Royce has issued Service Bulletin 72-1399 that deals with corrosion concerns on the TAY engine as well as a safety alert on this event. Operators are encouraged to contact Rolls Royce through their web site or field service representatives for additional information. ✖



Tail Rotor Bellcrank Wear

SDR submitted:


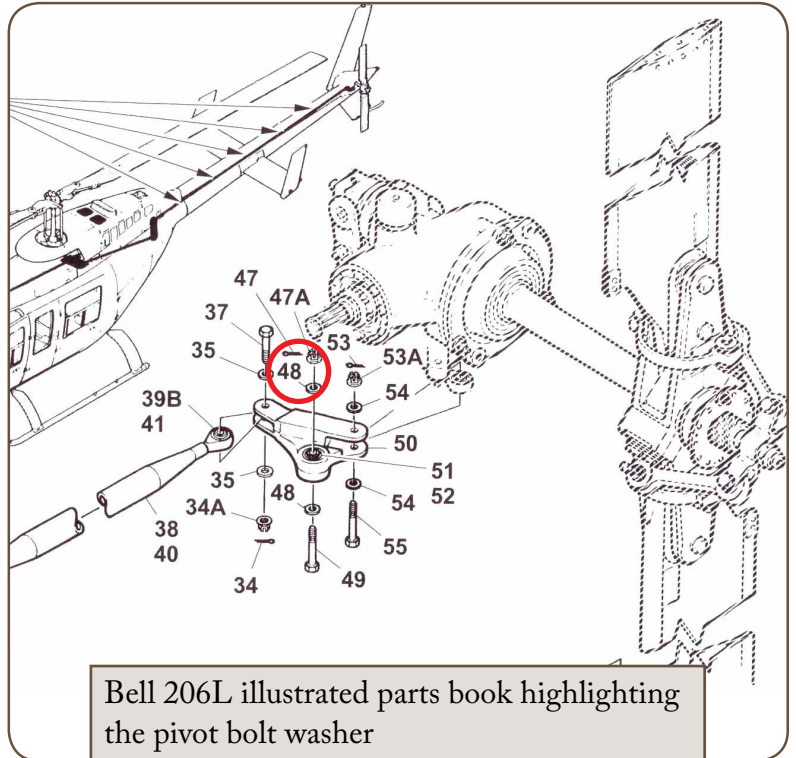
During a 100-hour periodic inspection, it was noticed that the tail rotor bellcrank at the end of the tail boom which actuates the pitch change mechanism, had a large amount of axial play causing the bellcrank to “float” within its attachment. Upon removal of the bellcrank for further investigation, it was discovered that the pivot bolt (NAS6604D23) was very loose though the nut was properly cotter pinned. Also once the bellcrank was removed, it was discovered that the washer (AN960-416) under the nut had excessive wear (probably due to the low torque condition).

The bellcrank assembly was thoroughly visually inspected as well as the bushings on the attachment bracket in the tail boom. All items were found satisfactory. However upon reinstallation using new hardware, a discrepancy was noted between the illustrated parts book (IPB) and the installation instructions in the maintenance manual.

The person responsible for maintenance surmises that the excessive wear of the washer was due to the low torque value of the nut causing the clamping of the bellcrank to be loose inside its support bracket. It should be noted that the location of the bellcrank is very hard to access and the torquing procedure is almost impossible to comply with using a standard torque wrench. The attaching hardware has to be tightened by “feel”. Once the assembly was properly installed with new hardware and torqued to approximately 40 in/lbs as called out for, the installation was secure with no discernible axial or radial play.

Transport Canada Comments:

Bell helicopter technical publications and product support engineering was notified of the discrepancy. A correction will be made in the next revision of the IPB and the installation instructions in the maintenance manual. ✖




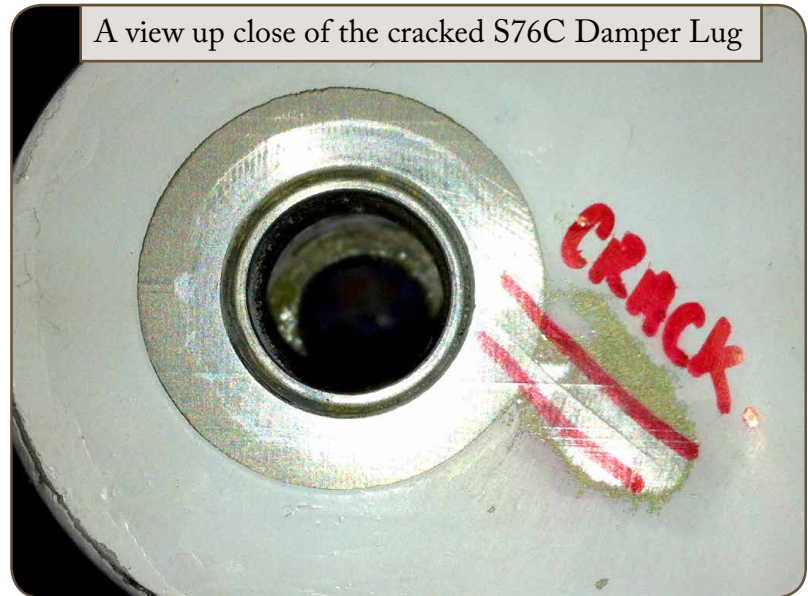
Main Rotor Hub Cracked

SDR submitted:

During the three year hub visual inspection, a crack was noticed on a damper lug. An eddy current inspection was used to confirm the crack. Main rotor hub replaced.

Transport Canada Comments:

Excellent pick up and diligence by the Aircraft Maintenance Engineer, noteworthy to keep in mind when inspecting this area. ✖



EQUIPMENT AIRWORTHINESS DIRECTIVES (ADs)

Transport Canada (TC) endeavours to send copies of new Airworthiness Directives (ADs), which are applicable in Canada to the registered owners of the affected products. Equipment/appliance ADs are often only distributed to our regional offices because the owners of aircraft affected by this type of AD are not generally known.

Aircraft Maintenance Engineers (AMEs) and operators of the affected products are encouraged to obtain further information or a copy of the ADs from their regional TC office, their local Transport Canada Centre (TCC), their Principal Maintenance Inspector (PMI), or from the Civil Aviation AD website at: www.tc.gc.ca/cawis-swimm

MANUFACTURER	AD NUMBER	ORIGIN	DESCRIPTION
EQUIPMENT	2006-0265-CN	Europe	CANCELLED: Navigation Systems – Mode S and C Transponders – Check
JET AVIATION BASEL	2013-0106	Europe	Equipment / Furnishings – Varnish on Veneered Panels – Inspection / Re-furbishing
SPECTROLAB	2010-0237-CN	Europe	CANCELLED: Equipment / Furnishings – Spectrolab Nightsun XP Searchlight – Inspection / Removal / Replacement
SPECTROLAB	2013-10-01	United States	Searchlight/Gimbal disconnecting from the helicopter and remaining attached solely by the internal cable harness, or separating totally.

SPECIAL AIRWORTHINESS INFORMATION BULLETINS (SAIB)

A Special Airworthiness Information Bulletin (SAIB) is an information tool that alerts, educates, and makes recommendations to the general aviation community. It is non-regulatory information and guidance that does not meet the criteria for an Airworthiness Directive (AD).

SAIB NUMBER	MAKE/COMPANY	SUBJECT	ISSUE DATE
FEDERAL AVIATION ADMINISTRATION - www.faa.gov/aircraft/safety/alerts/SAIB/			
CE-13-42	M7 Aerospace LLC	Wings, Ailerons	08/01/13
CE-13-41	M7 Aerospace LLC	Landing Gear, Landing Gear Actuator	07/23/13
CE-13-40	American Champion Aircraft Corp.	Flight Compartment	07/12/13
CE-13-39	Jonker Sailplanes	Flight Controls: Rudder Pedals and Rudder Cable	06/28/13
NE-13-33R1	CFM International, S.A.	Turbine Engine Air Inlet Section – LP Turbine, Stage 1 Nozzle Vanes	06/24/13
NM-13-38	Learjet Inc.	Flight Controls – Control Column Section	06/24/13
CE-13-37	Cessna Aircraft Company	Propeller Assembly; Installation Torque	06/11/13
NE-13-35	Basik Air Concept	Parachute Reserve Systems – Basik Air Concept	05/30/13
NE-13-36	Hartzell Engine Technologies LLC	Engine Fuel Pumps	05/30/13
NM-13-34	O2 Corporation	Oxygen System	05/23/13
NE-13-33	CFM International, S.A.	Turbine Engine Air Inlet Section – LP Turbine, Stage 1 Nozzle Vanes	05/13/13
CE-13-30	Piper Aircraft, Inc.	Ignition System – Toggle Style Magneto Switches on the Left Side Cabin Adjacent to the Pilot Seat	05/09/13
NE-13-31	Pratt & Whitney Division	Turbine Engine Oil System – Scavenge Oil Tube Coking and Proper Cleaning at Overhaul	05/09/13
NE-13-32	Hartzell Propeller Mooney Aviation Company Inc Piper Aircraft, Inc.	Propeller Spinner Section	05/09/13
CE-13-07R1	Cessna Aircraft Company	Engine Exhaust; Tailpipe V-band Couplings	05/01/13
NM-11-46R1	Koito Industries Transport Category Airplanes	Equipment/Furnishings: Koito Industries Passenger Seats	04/30/13
CE-13-29		Aircraft Fuel Systems- Fuel System Ice Inhibitors	04/17/13
NM-13-28	Hawker Beechcraft Corporation	Flight Controls-Aileron Control System	04/12/13
EUROPEAN AVIATION SAFETY AGENCY - http://ad.easa.europa.eu/sib-docs/page-1			
UPN2013-20130110003		Airplane Seatbelt Extender on Commercial Aircraft	08/16/13
SAFO13006	Boeing 737-100/200/300/400/500 Series Aircraft	Chaffing, Arcing, and Burning Damage to Flight Deck Overhead Wiring-Ducting	07/26/13
2013-12		In-Flight Fuel Management – Phraseology for Fuel Related Messages to Air Traffic Control (ATC)	07/23/13
2011-15R2		Mode S and Mode C Transponder Systems: Ground Testing	07/19/13
2013-11		ACAS II – Manoeuvres based on Visual Acquisition of Traffic	07/19/13
2013-10		Properly Inflated Aircraft Tires	07/10/13
2013-09		Notification of Suspected Unauthorised Overhaul / Repair of Fixed-Pitch Propellers and/or Blades	07/10/13

SAIB NUMBER	MAKE/COMPANY	SUBJECT	ISSUE DATE
2013-08		Guidance and Best Practices on Fuelling / Chemical Loading with Engines Running	07/09/13
2013-07		Mode S Transponders – Capability Reporting Anomaly	07/09/13
UPN2013-20130320004	General Electric	CT7-2 Engines - Gearbox manufactured without FAA production approval	07/03/13
2013-06		Evacuation of Infants	05/17/13
2011-20R1	Rockwell Collins	TPR 901 Mode S Transponder – Incorrect 'Downlink Aircraft Identification' and Incorrect Operation with Airport Ground Tracking Systems	05/06/13
2011-23R1	Koito Industries	Seats - EASA Airworthiness Directive (AD) 2011-0098 – Compliance Information	05/02/13
2008-19R2		Catalytic Oxidation of Aircraft Carbon Brakes due to Runway De-Icers	04/23/13
2013-05		Manual Flight Training and Operations	04/23/13

SERVICE DIFFICULTY REPORTS (SDRs)

LEGEND

JASC: Joint Aircraft System Code number
defining assembly/system/components

SDR No.: Transport Canada Civil Aviation (TCCA)
assigned SDR control number — please quote
in any correspondence or inquiries

Region (RGN): TCCA region of SDR submitter:

PAC = Pacific

ONT = Ontario

ATL = Atlantic

VAR = Various

PNR = Prairie and Northern

QUE = Quebec

NCR = Ottawa (Headquarters)

MAKE/MODEL	JASC	PART NAME	PART NUMBER	PART CONDITION	SDR No.	RGN
AIRCRAFT						
<i>AEROSPATIALE</i>						
AS 350B2	2435	STARTER	150SG117Q	FAILED	20130525002	PNR
AS 350B2	2435	STARTER SEAL	9560115450	WORN	20130618011	PAC
AS 350B2	2900	HYDRAULIC HOSE	704A34412271	LEAKING	20130424003	PNR
AS 350B2	6210	QUICK-SERT	230055011	MISSING	20130404009	PAC
AS 350B2	6220	DROOP RING YOKE	350A37116200	BROKEN	20130521011	QUE
AS 350B2	6420	LAMINATED BEARING	350A3215300	WORN	20130618012	PAC
AS 350B2	6420	STARFLEX ARM BUSHING	350A31191701	LOOSE	20130410010	ONT
AS 350B2	6520	MAGNETIC SEAL	770441	LEAKING OIL	20130424009	ONT
AS 350B2	6730	SERVO	AC67032	STIFF	20130423001	QUE
AS 350B2	7930	ENGINE OIL PRESSURE TRANSDUCER	704A37642042	UNSERVICEABLE	20130521020	PNR
AS 350B3	1410	HYDRAULIC HOSE	704A34412271	NEW	20130610007	PNR
AS 350B3	1410	HYDRAULIC HOSE	704A34412271	NEW	20130610008	PNR
AS 350B3	1410	HYDRAULIC HOSE	704A34412271	LEAKING	20130513024	PNR
AS 350B3	1410	HYDRAULIC HOSE	704A34412254	NEW	20130521013	PNR
AS 350B3	2300	POWER WIRE		BURNT	20130619002	PAC
AS 350B3	2900	HOSE	704A34412271	LEAKING	20130424007	QUE
AS 350B3	2900	HOSE	704A34412271	LEAKING	20130424006	QUE
AS 350B3	2900	HOSE	704A34412271	LEAKING	20130424008	QUE
AS 350B3	2900	HYDRAULIC HOSE	704A34412271	LEAKING	20130429012	PNR
AS 350B3	2910	HYDRAULIC HOSE	704A34412271	LEAKING	20130412013	PNR
AS 350B3	6397	COLLECTIVE POTENTIOMETER	116SF2C502W253	INTERMITTENT	20130510004	PAC
AS 350B3	7300	BEARING		LOOSE	20130516012	PAC
ATR 42 300	2997	WIRING		DAMAGED	20130402006	PNR
ATR 42 300	3097	CONNECTOR	E01112410S	BURNT WIRES	20130614013	PNR
ATR 42 320	2844	PRESSURE SWITCH	1153000	LEAKING	20130531015	PNR
ATR 72 202	3420	ALTITUDE HEADING REFERENCE UNIT	7003360946	UNSERVICEABLE	20130508002	PNR
<i>AGUSTA</i>						
AB139	6520	INTERMEDIATE GEAR BOX INPUT SEAL	3T6521V00653	LEAKING	20130508012	PAC
AW119 MK II	2810	AUXILIARY FUEL TANK	109090053103	LEAKING	20130607001	ONT
AW139	2560	HOIST LOAD HOOK		DETACHED	20130412001	PAC

MAKE/MODEL	JASC	PART NAME	PART NUMBER	PART CONDITION	SDR No.	RGN
AW139	5610	WINDSHIELD	4G5610V00131	CRACKED	20130521015	PNR
<i>AIR TRACTOR</i>						
AT 502B	2435	STARTER	250SG111Q2	GRINDING	20130605002	PNR
AT 502B	2844	FUEL PRESSURE SWITCH	E1SRVAC	UNSERVICEABLE	20130626009	PNR
AT 802	6122	PROPELLER GOVERNOR	8210409	GOOD	20130607013	PAC
AT 802A	2752	FLAP ACTUATOR	20619502	INTERNAL DAMAGE	20130530007	PAC
<i>AIRBUS</i>						
A310 304	3300	TOGGLE SWITCH	E0062D1S4BJ0	SHORTED	20130531004	QUE
A310 304	5320	BRACKET	A53610804202	CRACKED	20130411009	QUE
A319 114	2597	WIRE HARNESS		CHAFFING	20130405006	QUE
A319 114	3897	WIRING	EO261CF18	CHAFED	20130405011	QUE
A320 211	2120	SKINAIR VALVE	VFT300A1	FAILED	20130625010	QUE
A320 211	2421	INTEGRATED DRIVE GENERATOR	740119H	FAILED	20130613003	QUE
A320 211	2597	SEAT JACK	179000201	ADRIFT	20130610005	QUE
A320 211	2721	YAW DAMPER ACTUATOR	SC47003	LEAKING	20130513011	QUE
A320 211	2910	CHECK VALVE	374612	LEAKING	20130506004	QUE
A320 211	2930	HYDRAULIC SYSTEM		FAILED	20130524005	QUE
A320 211	2933	RESERVOIR LEVEL INDICATOR		FAILED	20130618003	QUE
A320 211	3210	SHRADER VALVE		LEAKING	20130502008	QUE
A320 211	3610	VAPOR BARRIER MEMBRANE	D2811002500300	BURNT	20130513016	QUE
A320 211	520	CABIN		BURNING SMELL	20130409007	QUE
A320 214	3600	HIGH PRESSURE VALVE	6773E010000	FAILED	20130513010	QUE
A321 211	2820	FUEL SYSTEM		FUEL SPILL	20130409006	QUE
A321 211	520	FUEL SYSTEM		FUEL SPILL	20130411019	QUE
A330 342	2910	HOSE		BURST	20130417002	QUE
A330 342	2910	HYDRAULIC MANIFOLD	709023	LEAKING	20130506003	QUE
A330 343	2810	FUEL SUMP VALVE		DISLODGED	20130516003	QUE
<i>BAE - (RAYTHEON)</i>						
HS 125 700A	3610	HIGH PRESSURE/ LOW PRESSURE MIXING VALVE	321378811	DETERIORATED	20130527008	ONT
<i>BAE - UK</i>						
3212	3244	TIRE	600X68PR	VIBRATION	20130416020	QUE
<i>BEECH</i>						
100	5311	FORWARD FRAME	11543010016	CRACKED	20130409010	PAC
1900C	2422	WIRE	X26A20VX27A20V	CHAFFED	20130529008	ATL
1900C	2997	TERMINAL END		BROKEN	20130628003	PNR
1900C	5313	STRINGER		CORRODED	20130417003	PNR
1900C	6197	POWER WIRE		CRACKED CASING	20130501004	ATL
1900D	2120	BLEED AIR DUCT	1299100331	CRACKED	20130521021	PNR
1900D	2131	DUCT ASSEMBLY	1295500631	CRACKED	20130603008	ONT
1900D	2750	SHAFT ASSEMBLY- OUTBOARD FLAP ACTUATOR	1013800006	BROKEN	20130614001	ATL

MAKE/MODEL	JASC	PART NAME	PART NUMBER	PART CONDITION	SDR No.	RGN
1900D	5514	HORIZONTAL STABILIZER ATTACH ANGLE	1016400113	CRACKED	20130606005	ONT
1900D	5520	ELEVATOR HINGE		BRACKETS WORN	20130412004	ONT
1900D	5520	ELEVATOR HINGE		LOOSE FASTENERS	20130412002	ONT
1900D	7500	DUCT ASSEMBLY	12991003317	UNSERVICEABLE	20130405001	ONT
1900D	7500	SHUTOFF VALVE	1013810159	FAILED	20130522002	PNR
200	5310	FUSELAGE SKIN	FUSSTN231	CORROSION	20130405008	PNR
65A90	2435	STARTER	23048006	FAILED	20130605003	PNR
99	3233	GEAR ACTUATOR DOWN LOCK SYSTEM	404EN16	WIRE BROKEN	20130619001	PNR
A100	2730	TORQUE TUBE CASTING	1156100183	CRACKED	20130430021	ONT
A100	3233	GEAR		BROKEN/STRIPPED	20130607002	ONT
B100	7410	IGNITION BOX	103784	SHORT	20130626001	QUE
B200	2560	COCKPIT VOICE RECORDER	S100008000	BREAKER POPPED	20130605010	PNR
B200	3010	AIRFOIL ANTI-ICE VALVE		INTERMITTENT	20130403003	PNR
B200	3197	HORIZONTAL SITUATION INDICATOR	6226198003	FAILED	20130604010	PNR
B200	3233	ACTUATOR	11238002217	CRACKED	20130522004	PNR
B200	3251	SPRING	1018200441	WEAK	20130507007	PNR
B200	5200	PIN	1014300329	MIGRATING	20130403007	PNR
B200	5210	LOCK MECHANISM		DEFECTIVE	20130405010	PNR
B200	5753	RELAY	SM50D7	POPPED	20130604011	PNR
B300	5713	STIFFENER	5011002812	CRACKED	20130516001	ATL
B300C	5713	WING SKIN	5011002816	CRACKED	20130501001	ATL
E90	3421	DISPLACEMENT GYROSCOPE	501115002	UNSERVICEABLE	20130524003	PNR
<i>BELL TEXTRON - CAN</i>						
206B	2121	FAN	206070475007	SHORTED	20130619007	PAC
206B	2435	STARTER	23032018	EXCESSIVE PLAY	20130408004	PNR
206B	6220	NUT	MS21042L4	CRACKED	20130402001	PNR
206B	6300	DRIVESHAFT	206040015	OVERHEAT	20130624005	PNR
206B	6310	FREEWHEEL UNIT	206040270003	BLOCKED	20130521019	PAC
206B	6510	COUPLING	206040118001	DAMAGED	20130513014	PNR
206B	6520	TAIL ROTOR GEAR BOX	206040402105	CRACKED	20130605007	QUE
206B	8300	ENGINE GEAR BOX	23001923	OVERHAULED	20130502011	PNR
206B 3	6510	TAIL ROTOR DRIVE SHAFT	206040385105	CRACKED	20130612005	QUE
206L	6520	SEAL	406340105101	NEW	20130610013	PAC
206L	7333	FUEL FLOW SWITCH	2050616355	FUEL LEAKING	20130416018	PNR
206L 1	2432	BATTERY	RG222	FAILED	20130514006	PNR
206L 1	6520	TAIL ROTOR GEAR BOX	206040402105FM1	SEIZED	20130515010	QUE
206L 4	6500	TAIL ROTOR DRIVESHAFT	206040383101	CRACKED	20130411004	QUE
407	2821	FUEL LINE	70079H100F210	COLLAPSED	20130507003	QUE
407	3197	CABLE ASSEMBLY	407076502103	CORRODED	20130618009	QUE

MAKE/MODEL	JASC	PART NAME	PART NUMBER	PART CONDITION	SDR No.	RGN
407	7200	ENGINE	C47B	CHIPPED	20130611005	QUE
407	7321	ECU	23088856	FAILED	20130612006	QUE
429	3246	FLOAT BAG	222336101129	LEAK	20130528008	QUE
429	6420	NUTPLATE	NAS1794A52	NEW	20130410017	QUE
429	7260	DRIVE		METAL PARTICLES	20130605006	QUE
430	3230	WHEEL BRAKE HOSE	70012F000D210	HUNG	20130430014	QUE
430	6720	TAIL ROTOR CONTROL TUBE	407001007101	CRACKED	20130618008	QUE
<i>BELL TEXTRON - USA</i>						
205A 1	2900	HYDRAULIC TUBE	205076294001	USED	20130528009	PAC
205A 1	6320	INPUT QUILL	205040263003	BROKEN	20130627001	QUE
212	3210	SADDLES	D2571D2574	CRACKED	20130517003	PAC
212	6210	M/R BLADES	212015501115	DEBONDED	20130422006	PAC
212	6210	MAIN ROTOR BLADE	212015501115	CRACKED	20130405005	PAC
212	7300	TUBE	302182	ABRASION	20130410013	ONT
214B 1	6730	LOWER BARREL	41005043	CRACKED	20130610012	PAC
<i>BOEING</i>						
727 225	3242	BRAKE ASSEMBLY	26011825	OVERHEATED	20130411007	ONT
727 225	5552	BRACKET	65336294	CRACKED	20130423005	PAC
727 227	5230	HINGE SEGMENT	MS20001167200	CRACKED	20130423006	PAC
737 6CT	3010	COWL ANTI-ICE VALVE	32156184	UNSERVICEABLE	20130417009	PNR
737 6CT	5610	SIDE WINDOW		INTERFERENCE	20130401026	PNR
737 76N	2730	SPRING	251A21843	BROKEN	20130404005	PNR
737 76N	2751	FLAP SKEW SENSOR	90004212	UNSERVICEABLE	20130506001	PNR
737 76N	3230	LANDING GEAR LEVER	273A33131	DIRTY	20130510003	PNR
737 7CT	2310	HIGH FREQUENCY TRANSCEIVER	9640452011	FAILED	20130604001	PNR
737 7CT	2530	COFFEE MAKER	6475300100	OVERHEATED	20130507006	PNR
737 7CT	2997	PUMP HYDRAULIC SYSTEM ELECTRIC MOTOR DRIVEN PUMP	5718610	CHAFFED WIRE	20130605008	PNR
737 7CT	3230	LEVER INNER	273A33131	DIRTY	20130517001	PNR
737 7CT	3241	ANTI-SKID VALVE	39353	FAILED	20130610009	PNR
737 7CT	3610	PRECOOLER CONTROL VALVE	32895625	FAILED	20130419005	PNR
737 7CT	5220	OVERWING EXIT DOOR ASSEMBLY	144A65058	SERVICEABLE	20130416017	PNR
737 7CT	5610	FIRST OFFICER` S #1 WINDOW	5893543150	CRACKED	20130404002	PNR
737 7CT	5797	HARNESS	W1284200320	DAMAGED	20130527007	PNR
737 8CT	2610	CONNECTORS		LOOSE	20130621008	PNR
737 8CT	3246	MAIN WHEEL ASSEMBLY	26123111	FAILED	20130415002	PNR
737 8CT	520	AIRCRAFT CABIN		BURN SMELL	20130513020	PNR
737 8CT	5610	FIRST OFFICER'S #2 WINDOW SEAL	96652514	LEAKING	20130624002	PNR
757 2B7	3160	ENGINE INDICATING AND CREW ALERTING SYSTEM COMPUTER	8221033100	UNSERVICEABLE	20130522005	PNR
767 223	2110	DUCT	212T31141	FRACTURED	20130417005	ONT
767 223	2910	HYDRAULIC LINE	AS11706K043	RUPTURED	20130530010	ONT

MAKE/MODEL	JASC	PART NAME	PART NUMBER	PART CONDITION	SDR No.	RGN
767 333	2722	RUDDER POWER CONTROLLER	2829001013	LEAKING	20130426002	QUE
767 333	2751	FLAP POSITION TRANSMITTER	18195820	FAILED	20130516004	QUE
767 333	2913	HYDRAULIC PUMP	MX252354	FAILED	20130621003	QUE
767 333	3412	TOTAL AIR TEMPERATURE PROBE		FAILED	20130524004	QUE
767 375	2721	RUDDER TRIM ACTUATOR	658D1003	FAILED	20130502006	QUE
767 375	2910	HYDRAULIC HOSE		LOOSE	20130621002	QUE
777 333ER	2520	QUICK SEAT ELECTRICAL BOX	178801101	SHORTED	20130604005	QUE
<i>BOMBARDIER</i>						
BD 100 1A10	2450	FUSE F1	106FU01150Y00	BLOWN	20130430019	QUE
BD 100 1A10	3260	PROXIMITY SENSOR ELECTRONIC UNIT	302270402	INTERMITTENT	20130430002	QUE
BD 100 1A10	3411	PITOT-STATIC PROBE	0856WC1	HEATER FAIL	20130404007	QUE
BD 700 1A10	2421	VARIABLE FREQUENCY GENERATOR	GL51111035	OIL SUMP RUPTURE	20130610016	QUE
BD 700 1A10	2421	VARIABLE FREQUENCY GENERATOR	GL51111035	SUMP FAILURE	20130411008	QUE
CL600 2B19 (RJ100)	2100	AIR CYCLE MACHINE	78279015	FAILED	20130521010	QUE
CL600 2B19 (RJ100)	2100	AIR CYCLE MACHINE	78279015	FAILED	20130603014	QUE
CL600 2B19 (RJ100)	2110	AIR CYCLE MACHINE	78279015	SEIZED	20130528005	QUE
CL600 2B19 (RJ100)	2121	EXHAUST FAN GALLEY	AE0405A02	FAILED	20130408005	QUE
CL600 2B19 (RJ100)	2213	FLIGHT DIRECTOR		FAILED	20130621001	PNR
CL600 2B19 (RJ100)	2710	AILERON CONTROL SYSTEM		JAMMED	20130429005	QUE
CL600 2B19 (RJ100)	2720	RUDDER POWER CONTROL UNIT	274001	FAILED	20130415003	QUE
CL600 2B19 (RJ100)	2730	ACTUATOR SERVO ELEVATOR	6225027101	FAILED	20130408003	QUE
CL600 2B19 (RJ100)	2750	FLAP POWER DRIVE UNIT	865D1007	FAILED	20130401020	QUE
CL600 2B19 (RJ100)	2751	FLAP POSITION TRANSMITTER	601R930301	FAILED	20130606008	QUE
CL600 2B19 (RJ100)	2761	POWER CONTROL UNIT	270007	FAILED	20130424005	NCR
CL600 2B19 (RJ100)	2797	WIRE		BROKEN WIRE	20130506005	PNR
CL600 2B19 (RJ100)	2820	FUEL SHROUD ASSEMBLY	601R626625	CORRODED	20130410014	ONT
CL600 2B19 (RJ100)	2820	FUEL SHROUD ASSEMBLY	601R626625	CORRODED	20130410018	ONT

MAKE/MODEL	JASC	PART NAME	PART NUMBER	PART CONDITION	SDR No.	RGN
CL600 2B19 (RJ100)	2820	FUEL SHROUD ASSEMBLY	601R626625	CORRODED	20130411001	ONT
CL600 2B19 (RJ100)	2820	FUEL SHROUD ASSEMBLY	601R626625	CORRODED	20130627008	ONT
CL600 2B19 (RJ100)	2913	DAMPER SEALS		FAILED	20130627006	QUE
CL600 2B19 (RJ100)	2913	ENGINE DRIVEN PUMP	PV304448	CRACKED	20130507001	ATL
CL600 2B19 (RJ100)	3230	LANDING GEAR SYSTEM		FAILED	20130610002	QUE
CL600 2B19 (RJ100)	3230	MAIN LANDING GEAR SELECTOR VALVE		FAILED	20130627002	QUE
CL600 2B19 (RJ100)	3230	NOSE LANDING GEAR PRIORITY VALVE		FAILED	20130401022	QUE
CL600 2B19 (RJ100)	3230	NOSE LANDING GEAR SELECTOR VALVE	601R751461	FAILED	20130515002	QUE
CL600 2B19 (RJ100)	3230	SOLENOID SELECTOR VALVE	750006000	FAILED	20130617009	QUE
CL600 2B19 (RJ100)	3240	ACCUMULATOR		RUPTURED	20130627005	QUE
CL600 2B19 (RJ100)	3242	BOLT	5010539	PITTING	20130603012	ATL
CL600 2B19 (RJ100)	4990	TUBE	38818491	CHAFFED	20130506002	ATL
CL600 2B19 (RJ100)	5210	DOOR HANDLE	1327971	BENT	20130430004	ATL
CL600 2B19 (RJ100)	5312	BULKHEAD		CRACKED	20130423004	QUE
CL600 2B19 (RJ100)	5312	PRESSURE BULKHEAD FS621	601R36008205	CRACKED	20130424004	QUE
CL600 2B19 (RJ100)	5610	WINDOW SIDE (RIGHT-HAND)	601R3303317	CRACKED	20130521006	QUE
CL600 2B19 (RJ100)	5610	WINDOW SIDE (RIGHT-HAND)	NP13932110	CRACKED	20130401021	QUE
CL600 2B19 (RJ100)	5610	WINDOW SIDE (RIGHT-HAND)	NP1393222	CRACKED	20130408002	QUE
CL600 2B19 (RJ100)	5610	WINDOW SIDE (RIGHT-HAND)	NP1393226	CRACKED	20130502013	QUE
CL600 2B19 (RJ100)	5610	WINDOW SIDE (LEFT-HAND)	NP1393225	CRACKED	20130521007	QUE
CL600 2B19 (RJ100)	5610	WINDSHIELD	NP13932113	CRACKED	20130411012	QUE
CL600 2B19 (RJ100)	5610	WINDSHIELD (LEFT-HAND)	NP1393219	FAILED	20130521017	QUE
CL600 2C10 (RJ700)	2110	AIR CYCLE MACHINE	GG670950093	FAILED	20130502015	QUE

MAKE/MODEL	JASC	PART NAME	PART NUMBER	PART CONDITION	SDR No.	RGN
CL600 2C10 (RJ700)	2110	MACHINE AIR CYCLE	GG670950093	FAILED	20130508004	QUE
CL600 2C10 (RJ700)	2121	FAN EXHAUST GALLEY	GG670950283	SIEZED	20130627003	QUE
CL600 2C10 (RJ700)	2121	FAN RECIRCULATION	GG670950225	FAILED	20130523001	QUE
CL600 2C10 (RJ700)	2121	RECIRCULATION FILTER		CABIN SMELL	20130402003	QUE
CL600 2C10 (RJ700)	2400	GENERATOR CONTROL UNIT	766283C	FAILED	20130618005	QUE
CL600 2C10 (RJ700)	2410	CONNECTOR		LOOSE	20130627004	QUE
CL600 2C10 (RJ700)	2497	ASSEMBLY CIRCUIT BOARD	E520003703B	SHORTED	20130521016	QUE
CL600 2C10 (RJ700)	2710	GROMMET	NAS1368N8A	AJAR	20130429003	QUE
CL600 2C10 (RJ700)	2750	FLAP SYSTEM		FAILED	20130410002	QUE
CL600 2C10 (RJ700)	2750	FLAP SYSTEM		FAILED	20130508005	QUE
CL600 2C10 (RJ700)	2751	FLAP SYSTEM	5915549	FAILED	20130508006	QUE
CL600 2C10 (RJ700)	2781	SLAT BRAKE AND POSITION SENSING UNIT	5912999	FAILED	20130514004	QUE
CL600 2C10 (RJ700)	2782	SLAT ACTUATOR #3	766385C	CONTAMINATED	20130501002	QUE
CL600 2C10 (RJ700)	2820	FUEL COMPUTER	73811814	FAILED	20130528004	QUE
CL600 2C10 (RJ700)	2910	HOSE ASSEMBLY	AS115040127	FAILED	20130521004	QUE
CL600 2C10 (RJ700)	2910	HYDRAULIC TUBE		FAILED	20130417006	QUE
CL600 2C10 (RJ700)	3231	NOSE LANDING GEAR DOOR SYSTEM		MIS-RIGGED	20130429004	QUE
CL600 2C10 (RJ700)	3244	MAIN LANDING GEAR TIRE ASSEMBLY	5013641	FAILED	20130603017	QUE
CL600 2C10 (RJ700)	3320	LIGHT BALLAST		OVERHEATED	20130508009	QUE
CL600 2C10 (RJ700)	3411	AIR DATA COMPUTER		FAILED	20130411015	QUE
CL600 2C10 (RJ700)	5210	PASSENGER DOOR		HARD TO OPERATE	20130409012	QUE
CL600 2C10 (RJ700)	5610	WINDOW SIDE (RIGHT-HAND)	NP13932114	CRACKED	20130411013	QUE
CL600 2C10 (RJ700)	5610	WINDSHIELD (LEFT-HAND)	601R3303317	CRACKED	20130502014	QUE
CL600 2C10 (RJ700)	5610	WINDSHIELD (LEFT-HAND)	NP1393215	CRACKED	20130417004	QUE
CL600 2C10 (RJ700)	5753	FORWARD FLAP FITTING		MATERIAL	20130625009	QUE

MAKE/MODEL	JASC	PART NAME	PART NUMBER	PART CONDITION	SDR No.	RGN
CL600 2C10 (RJ700)	7420	IGNITION LIGHTNING STRIKE		BURNT	20130410003	QUE
CL600 2D15 (705)	2110	AIR CYCLE MACHINE	GG67095009	SEIZED	20130403001	ATL
CL600 2D15 (705)	3244	TIRE MAIN LANDING GEAR RJ7 36X12 0-18/1	36K821	BURST	20130514005	ATL
CL600 2D15 (705)	3260	PROXIMITY SENSORS		OUT-OF-RIG	20130411003	ATL
CL600 2D15 (705)	3320	BALLAST	BR9500105	OVERHEATED	20130418003	ATL
CL600 2D15 (705)	520	BIRD STRIKE DAMAGE		DAMAGED	20130403002	ATL
CL600 2D15 (705)	5210	ICE BREAK CABLE	601R318273	FRAYED	20130403004	ATL
CL600 2D15 (705)	5315	FLOOR BEAM	CC670340941S	CORRODED	20130529006	ATL
CL600 2D24 (RJ900)	1000	SERRATED PLATE-STOP	MM67035531001	QUALITY ESCAPE	20130524001	QUE
CL600 2D24 (RJ900)	2100	AIR CYCLE MACHINE	GG670950095	FAILED	20130410004	QUE
CL600 2D24 (RJ900)	2120	VALVE FLOW CONTROL	GG670950035	FAILED	20130603016	QUE
CL600 2D24 (RJ900)	3230	LANDING GEAR LEVER	533443	FAILED	20130408001	QUE
CL600 2D24 (RJ900)	3600	BLEED SYSTEM		FAILED	20130411010	QUE
CL600 2D24 (RJ900)	5610	WINDOW SIDE (RIGHT-HAND)	NP139321003	SHATTERED	20130410005	QUE
CL600 2E25 (RJ1000)	1000	SERRATED PLATE-STOP	MM67035531001	QUALITY ESCAPE	20130524002	QUE
CL600 2E25 (RJ1000)	2215	ELEVATOR SERVO MOUNT	8220260001	FAILED	20130409001	QUE
CL600 2E25 (RJ1000)	3246	MAIN WHEEL INNER BEARING	47688	FAILED	20130513012	QUE
CL600 2E25 (RJ1000)	3444	ENHANCED GROUND PROXIMITY WARNING SYSTEM COMPUTER	9650976003216	FAILED	20130515003	QUE
CL600 2E25 (RJ1000)	3620	SENSING ELEMENT	0431102A060	FAILED	20130521009	QUE
CL600 2E25 (RJ1000)	520	SMOKE WARNING		NO FAULT FOUND	20130603015	QUE
<i>BRITTEN NORMAN</i>						
BN2A 21	2897	ACTUATOR	NB57B1457SAA	LOOSE	20130611011	PAC
BN2A 8	2720	DRIVE ROD	NB450991	LOOSE	20130516009	PAC
<i>CANADAIR</i>						
CL215 1A10	2913	ENGINE DRIVEN HYDRAULIC PUMP	66WAL300	FAILED BOLTS	20130601002	PNR
CL215 1A10	3260	MICROSWITCH UPLOCK	1EN243R1	UNSERVICEABLE	20130506009	PNR
CL215 6B11(CL215T)	2620	HEATER	91E181EL	UNSERVICEABLE	20130524006	PNR
CL215 6B11(CL215T)	2730	RELAY	K3CS	DEFECTUEUX	20130614009	QUE

MAKE/MODEL	JASC	PART NAME	PART NUMBER	PART CONDITION	SDR No.	RGN
CL215 6B11(CL415)	1410	HYDRAULIC PRESSURE FLEXIBLE LINE	150409	LEAKING	20130617010	QUE
CL600 2A12(601)	2740	WIRES	CD81828384B18	BURNT	20130626005	QUE
CL600 2A12(601)	3230	LANDING GEAR CONTROL UNIT	831605	FAILED	20130528010	PNR
CL600 2A12(601)	3230	NOSE LANDING GEAR SELECTOR VALVE	750006000D	FAILED	20130610014	PNR
CL600 2B16(604)	520	ENGINE		BIRD STRIKE	20130502007	ONT
<i>CESSNA</i>						
150G	2140	WIRE		BURNT	20130501003	ONT
150M	3245	TUBE	923080	FAILED	20130419004	ONT
150M	3245	TUBE	923150	FAILED	20130422005	ONT
150M	3245	TUBE	923150	UNSERVICEABLE	20130429014	ONT
150M	3245	TUBE TIRE	923150	FAILED	20130406001	ONT
150M	3245	TUBE TIRE	923150	FAILED	20130406002	ONT
152	7800	RISER ASSEMBLY- LEFT-HAND AFT	4540231	CRACKED	20130531009	ONT
172K	7414	CONTACT PRIMARY	M3081	PITTED BURNT	20130531010	ONT
172M	2820	FUEL LINE	50011831	CHAFED	20130619006	PNR
172M	5347	CONTROL CABLE	505530401	BROKEN	20130423008	ONT
172M	7160	AIRBOX SUPPORT ASSEMBLY	55521616	CRACKED	20130403010	PAC
172N	7602	MIXTURE CONTROL CABLE	MC60072	BROKEN	20130509007	PNR
172P	2820	FUEL LINE	500118117	UNSERVICEABLE	20130429015	ONT
172P	7322	CARBURATOR HEAT CONTROL	S123017	USED	20130418008	PNR
172R	2435	STARTER	149NL	MISSING BOLT	20130515005	PNR
172R	3245	TUBE	302246401	UNSERVICEABLE	20130507009	ONT
172RG	3230	RELAY	S1577A1	FAULTY	20130411017	ONT
172RG	3233	HYDRAULIC ACTUATOR	98820152	BROKEN	20130521002	ONT
172S	7120	RUBBER MOUNT	SK200342A	RIPPED	20130617007	PNR
172S	7414	MAGNETO		FAILURE	20130415001	ATL
208	3246	CABLE(S)	8A08000033	SEPERATED	20130531006	ONT
208	5753	ACTUATOR SUPPORT BRACKET	26111441	CRACKED	20130516010	PNR
208	5753	ACTUATOR SUPPORT BRACKET	26111441	CRACKED	20130516011	PNR
208B	3010	FILTER ASSEMBLY	1312018	CONTAMINATED	20130618002	PNR
208B	3010	RELIEF VALVE	RV05268	WORN	20130626008	ATL
208B	3120	STANDBY AIRSPEED INDICATOR	C6610650237	UNSERVICEABLE	20130502012	PNR
208B	3245	TIRE	C2620030217	NEW	20130626006	ONT
208B	3442	RADAR TRANSMITTER	71015190101	UNSERVICEABLE	20130531003	PNR

MAKE/MODEL	JASC	PART NAME	PART NUMBER	PART CONDITION	SDR No.	RGN
208B	3700	EJECTOR RELIEF VALVE	RVO5268	DAMAGED	20130612002	PNR
401B	5753	SPROCKET	86150071	BROKEN	20130523002	PNR
414	7714	TACHOMETER GENERATOR	22A667	UNSERVICEABLE	20130410019	PNR
525B	7930	PRESSURE SWITCH	9912784	FAILED	20130603020	PNR
550	3230	UPLOCK SWITCH MAIN LANDING GEAR	65430087	FAILED	20130626012	ONT
550	3231	TORQUE TUBE ASSEMBLY	55421028	CRACKED	20130605009	ONT
750	2100	AIR CYCLE MACHINE	73838433	SEIZED	20130515015	PNR
A185F	5753	BRACKET	5232315	BENT	20130605005	ONT
A185F	7800	EXHAUST ASSEMBLY	075023847AWL	CRACKED	20130605011	PAC
A188B	6113	SPINNER REAR BULKHEAD	C35391P	CRACKED	20130625004	PNR
U206C	3246	FRONT SPREADER BAR	3A3000001	CRACKED	20130611007	ONT
<i>CIRRUS</i>						
SR20	5753	FLAP HINGE	14573004	CORRODED	20130402004	ONT
SR22	5753	HINGES	14571008	CORRODED	20130402005	ONT
<i>CONVAIR - CAN</i>						
340	2697	WIRE		CHAFED	20130412010	PAC
440	3233	MAIN LANDING GEAR ACTUATOR FITTING	34085000101	BROKEN	20130425001	QUE
<i>DEHAVILLAND - CAN</i>						
DHC 2 MKI	5342	NUT	MS21042	BROKEN	20130422008	PAC
DHC 3	1000	BOLT	C3W1143	PITTED	20130508013	PAC
DHC 3	1000	WING STRUT BOLT	C3W1143	PITTED	20130429013	PNR
DHC 3	2150	VACUUM PUMP	RA215CC	FAILED	20130531007	ONT
DHC 3	5322	FLOAT DECK FITTINGS	55S618	CRACKED	20130626003	ONT
DHC 6 300	2730	ELEVATOR BRACKET CHANNEL	C6FS181549	BUCKLED	20130418007	PNR
DHC 6 300	2750	O-RINGS	MS28775116	CRACKED	20130507005	PNR
DHC 6 300	2913	HYDRAULIC PUMP & MOTOR	1006893	OVERHEATED	20130411002	ATL
DHC 6 300	3220	FLOATING PISTON	713321	SCRAP	20130611002	PNR
DHC 7 103	2752	FLAP BALLSCREW ACTUATOR	2404013	FAILED	20130607015	PNR
DHC 8 100	3230	LINK	83231032101	BROKEN	20130620005	QUE
DHC 8 102	0	SPOILER ACTUATOR	A44700009	CRACKED	20130508010	ATL
DHC 8 102	1400	UNION	AN81510D	FRACTURED	20130530008	ATL
DHC 8 102	2100	AIR CYCLE MACHINE	78279018	FAILED	20130423003	ATL
DHC 8 102	2730	TURNBUCKLE	82700516003	SHEARED	20130612001	ATL
DHC 8 102	2750	FLAP DRIVE CASING	745583A	FAILED	20130528001	ATL
DHC 8 102	2900	TUBE ASSEMBLY PRESSURE	82920010331	SHEARED	20130513018	ATL

MAKE/MODEL	JASC	PART NAME	PART NUMBER	PART CONDITION	SDR No.	RGN
DHC 8 102	2910	TUBE ASSEMBLY PRESSURE ENGINE DRIVEN PUMP	82970410119	CHAFFED	20130506007	ATL
DHC 8 102	2913	HYDRAULIC PUMP	570347	SHAFT SHEARED	20130404004	ATL
DHC 8 102	3010	DEICE TUBE	83010099005	CHAFED THROUGH	20130521008	ATL
DHC 8 102	3221	FITTING ASSEMBLY	85311176009	CRACKED	20130510005	ATL
DHC 8 102	3230	UNLOCK ACTUATOR FITTING	85311176009	CRACKED	20130620003	ATL
DHC 8 102	3240	BRAKE QUANTITY LIMITING VALVE	G831810A	BROKEN CASING	20130509003	ATL
DHC 8 102	3240	BRAKE UNIT	214664	WARPED/SEIZED	20130620006	ATL
DHC 8 102	3320	LAMP HOLDER	BVO33001248	BURNT	20130620009	ONT
DHC 8 102	5330	FAIRING	85350847051	DAMAGED BY BIRD	20130411005	ATL
DHC 8 102	5741	BOLT TENSION	MS21250H08056	SHEARED	20130528002	ATL
DHC 8 102	5755	CASING		FRACTURED	20130625002	ATL
DHC 8 102	5755	SPOILER ACTUATOR	A44700009	INTERNAL FAILURE	20130606002	ATL
DHC 8 102	5755	SPOILER ACTUATOR	A44700009	CRACKED	20130617003	ATL
DHC 8 102	6114	OUTER RACE	7823011	CHUNKS MISSING	20130515006	ATL
DHC 8 202	2422	PRIMARY INVERTER	DH103024600CSIIB	FAILED/BURNT	20130610003	ONT
DHC 8 311	2100	AIR CONDITIONING	78279018	SEIZED	20130607014	ATL
DHC 8 311	2700	GUSTLOCK LEVER	87610028101	CRACKED	20130401023	ATL
DHC 8 311	2720	SPOOL SOLENOID VALVE	2383001004	SHEARED	20130417008	PNR
DHC 8 311	2731	TUBE ASSEMBLY	82760123051	LOOSE	20130523003	ONT
DHC 8 311	5210	DOOR STOP ASSEMBLY	85210275005	BROKEN	20130507004	ATL
DHC 8 311	7603	POWER LEVER LINKAGE		MIS-RIGGED	20130404001	QUE
DHC 8 314	5210	STOP ASSEMBLY	85210275006	CRACKED	20130430018	QUE
DHC 8 400	2750	FLAP POWER UNIT	C1486561	LOW HYDRAULIC PRESSURE	20130612004	ONT
DHC 8 400	2913	#1 HYDRAULIC PUMP	6617304	FAILED	20130412006	ONT
DHC 8 400	3244	WHEEL ASSEMBLY	4151171	TREAD SEPARATION	20130628005	ONT
DHC 8 400	3246	WHEEL ASSEMBLY	315731	BEARING DAMAGE	20130411006	ONT
DHC 8 400	3246	WHEEL ASSEMBLY	4151171	BEARING FAILURE	20130628004	ONT
DHC 8 400	5230	PROXIMITY SENSOR	401020201	BROKEN WIRE	20130411016	ONT
DHC 8 400	5610	WINDSHIELD (RIGHT-HAND)	NP15790120	SHATTERED	20130430001	ONT
DHC 8 400	5610	WINDSHIELD (RIGHT-HAND)	NP15790120	CRACKED	20130410011	ONT
DHC 8 402	1420	400A CONTACTOR	10962242	REALIABILITY	20130603011	ONT
DHC 8 402	1420	CANON PLUG	3CGADDSC4008S	WIRE CHAFFED	20130522001	ATL
DHC 8 402	1497	COCKPIT HARNESS	83910501435	WIRES TOO LONG	20130611004	ONT
DHC 8 402	2530	COFFEE MAKER	400263601	NOT WORKING	20130621005	ATL

MAKE/MODEL	JASC	PART NAME	PART NUMBER	PART CONDITION	SDR No.	RGN
DHC 8 402	2560	EMERGENCY LOCATOR TRANSMITTER CONNECTOR	126223	CORRODED	20130401024	ONT
DHC 8 402	3010	VALVE-HEATED DUAL	4100S00504	FAILED	20130412015	ONT
DHC 8 402	3244	MAIN WHEEL LANDING GEAR	315731	TIRE BURST	20130513015	ATL
DHC 8 402	3244	TIRE	DR0231T	THREAD SEPERATION	20130513008	ATL
DHC 8 402	5210	PIVOT PIN		DISENGAGED	20130410001	ATL
DHC 8 402	5260	SLIDE BLOCK ASSEMBLY	85210166003	CRACKED	20130627010	QUE
DHC 8 402	7930	PRESSURE TRANSDUCER	312244801	UNSERVICEABLE	20130506006	ONT
DHC 8 402	7930	RELAY	MS25329D1	UNSERVICEABLE	20130521003	ONT
<i>DIAMOND - CAN</i>						
DA 20 C1	1000	ALTERNATOR PIVOT BOLT	2224120001	BROKEN	20130422004	ATL
DA 20 C1	1400	ANTENNA TUBE CAP	160010	MISSING	20130607005	ATL
DA 20 C1	1400	ANTENNA TUBE CAP	160010	MISSING	20130607006	ATL
DA 20 C1	1400	ANTENNA TUBE CAP	160010	MISSING	20130607007	ATL
DA 20 C1	1400	ANTENNA TUBE CAP	160010	MISSING	20130607008	ATL
DA 20 C1	1400	ANTENNA TUBE CAP	160010	MISSING	20130607009	ATL
DA 20 C1	1400	ANTENNA TUBE CAP	160010	MISSING	20130607010	ATL
DA 20 C1	1400	ANTENNA TUBE CAP	160010	MISSING	20130607011	ATL
DA 20 C1	1400	ANTENNA TUBE CAP	160010	MISSING	20130607012	ATL
DA 20 C1	1400	COTTER PIN	M2556	BROKEN	20130625003	ATL
DA 20 C1	1400	COTTER PIN	M255610	BROKEN	20130604008	ATL
DA 20 C1	2720	ASSEMBLY FRAME LATCH	2227236000	BROKEN PIN EAR	20130421001	ATL
DA 20 C1	2720	BRAKE PEDAL	2227271300	CRACKED	20130407001	ATL
DA 20 C1	2750	ROD END	XM4MTC3	CORRODED SEIZED	20130604007	ATL
DA 20 C1	7430	STARTER IGNITION SWITCH	103572101	WORN	20130401019	ATL
DA 20 C1	7714	TACH CABLE	SL0221010	CORRODED BROKEN	20130604009	ATL
DA 20 C1	7930	OIL PRESSURE GAUGE	2279301000	INACCURATE	20130611010	ATL
DA 20 C1	7930	OIL PRESSURE GAUGE	2279301000	INACCURATE	20130422010	ATL
DA 20 C1	7930	OIL PRESSURE GAUGE	2279301000	READING LOW	20130624001	ATL
DA 20 C1	7930	OIL PRESSURE GAUGE KIT	2279301000	READING LOW	20130422009	ATL
<i>DOUGLAS</i>						
DC10 30F	3246	OUT BOARD WHEEL HALF	50033303	UNSERVICEABLE	20130405007	PAC
<i>EMBRAER</i>						
EMB 500	3230	HOSE ASSEMBLY	A110111	USED	20130628007	PNR

MAKE/MODEL	JASC	PART NAME	PART NUMBER	PART CONDITION	SDR No.	RGN
EMB 500	3240	HYDRAULIC POWER PACK	3032683002	FAILED	20130415004	PNR
ERJ 170 200 SU	2440	EXTERNAL POWER M MODULE	1701337D	OVERHEATED	20130524007	QUE
ERJ 170 200 SU	2510	PANEL	17000777001	CHAFFING	20130625005	QUE
ERJ 170 200 SU	2750	FLAP SYSTEM		FAILED	20130409002	QUE
ERJ 190 100 IGW	2100	AIR CYCLE MACHINE	10007005	FAILED	20130429006	QUE
ERJ 190 100 IGW	2120	FLIGHT DECK		CABIN SMELL	20130614007	QUE
ERJ 190 100 IGW	2120	RECIRCULATION FILTERS		DIRTY	20130625008	QUE
ERJ 190 100 IGW	2312	DOWNLINK TO AIRCRAFT PARAMETERS	751190092502	FAILED	20130429009	QUE
ERJ 190 100 IGW	2620	FIRE EXTERNAL PANEL	17000624407	FAILED	20130614008	QUE
ERJ 190 100 IGW	2710	AILERON CABLE		MIS-LOCATED	20130531001	QUE
ERJ 190 100 IGW	2710	FAIRLEAD		BROKEN	20130416019	QUE
ERJ 190 100 IGW	2750	FLAP ROD		BENT	20130620007	QUE
ERJ 190 100 IGW	2750	FLAP SYSTEM		MIS-RIG	20130620002	QUE
ERJ 190 100 IGW	2750	SLAT FLAP AVIONICS CONTROL ELECTRONICS 1	1700064F	FAILED	20130603010	QUE
ERJ 190 100 IGW	3411	PITOT PROBE		FAILED	20130422003	QUE
ERJ 190 100 IGW	3610	PRE-COOLER	10027932	FAILED	20130507008	QUE
ERJ 190 100 IGW	3610	PRE-COOLER SEAL		FAILED	20130604006	QUE
ERJ 190 100 IGW	4940	STARTER	4952826	FAILED	20130410012	QUE
ERJ 190 100 IGW	5210	DEFLECTOR	17068153401	FAILED	20130603009	QUE
ERJ 190 100 IGW	5797	WING SLAT HARNESS	19117271401	FAILED	20130429007	QUE
<i>EUROCOPTER DEUT</i>						
EC 135P2PLUS	6510	RUBBER SLEEVE	L651M1008218	NEW	20130613005	ONT
<i>EUROCOPTER FRANCE</i>						
AS 355	2821	VALVE BYPASS	571712A	NEW INSTALL	20130430022	PAC
EC 120 B	6420	STATOR VANES (2)		SWOLLEN	20130531013	QUE
EC 120 B	6730	HYDRAULIC UNIT	GHC1004	LEAKING	20130402010	PNR
EC 130 B4	2913	HYDRAULIC PULLEY BEARING	593733	ROUGH	20130410007	ONT
<i>FAIRCHILD</i>						
SA227AC	2120	MIXING VALVE	BYLB504371	STRIPPED	20130624003	PNR
SA227AC	2460	RELAY	6041H201A	BURNED	20130515014	PAC
SA227AC	2720	RUDDER/GAP STRIP	2742001123	RUBBING	20130419002	ONT
SA227AC	2910	TUBE ASSEMBLY	2781032527	CHAFFED	20130606001	ONT
SA227AC	5312	BULKHEAD		CRACKED	20130527010	ONT
SA227AC	5312	BULKHEAD	2721027023	CRACKED	20130527009	ONT
SA227DC	3210	MAIN GEAR ASSEMBLY	QAS545319	CRACKED	20130603018	ONT
<i>HAWKER SIDDELEY-UK</i>						
HS 748 2A	2612	TEMPERATURE PROBE	173235173236	SERVICEABLE	20130507002	ONT
HS 748 2A	3242	BRAKE UNIT	AH52765	FAILED	20130430017	ONT

MAKE/MODEL	JASC	PART NAME	PART NUMBER	PART CONDITION	SDR No.	RGN
HS 748 2A	5711	SPAR BOOM ANGLE		CORRODED	20130422007	QUE
<i>HUGHES</i>						
369D	6230	ROTATING SWASHPLATE	369D2180111	CRACKED	20130405009	PAC
<i>MAULE</i>						
MX 7 180B	3220	TAILWHEEL CLUTCH	73B	NEW	20130620004	ONT
<i>MCDONNELL DOUGLAS HC</i>						
MD 902	6400	NO TAIL ROTOR		DAMAGED	20130508014	PAC
<i>MORAVAN</i>						
Z242L	2720	RUDDER CABLE	Z14242260100	FRAYED	20130529007	ONT
Z242L	2720	RUDDER CABLE	Z14242260100	FRAYED	20130610004	ONT
Z242L	2731	AFT TRIM CABLE	Z4244120000	BROKEN STRANDS	20130514003	ONT
<i>PILATUS - SW</i>						
PC 12 45	2497	ELECTRICAL WIRE	H4D24	BROKEN	20130429010	ONT
PC 12 45	2910	HYDRAULIC LINE	5291312102	ORIGINAL	20130607003	ONT
PC 12 45	3160	ELECTRONIC FLIGHT INSTRUMENT SYSTEM DISPLAY	660312525	FAILED	20130619004	ONT
PC 12 45	3244	TIRE	301125005	CRACKED	20130610011	ONT
PC 12 47	3418	ANGLE OF ATTACK SENSOR	9754421423	FAILED	20130405014	ONT
PC 12 47E	2721	TRIM ADAPTER	65001950100	INTERMITTENT	20130617004	ONT
PC 12 47E	2751	ROTATION SENSOR	9733033112	FAILED	20130605001	ONT
PC 12 47E	3397	WIRE HARNESS		CHAFFED	20130531002	ONT
<i>PIPER</i>						
PA28RT 201	3220	TRUNNION	67054803	CRACKED	20130423009	ONT
PA31	5711	MAIN SPAR LOWER RIGHT	4042000	CRACKED	20130528006	PNR
PA31	5711	SPAR WEB SPLICE BOLTS	AN37A	FATIGUE	20130530005	PNR
PA31	7800	TAIL PIPE	40310008	BURNT	20130419001	PNR
PA31 350	1410	HOSE		GOOD	20130601001	PAC
PA31 350	3230	NOSE LANDING GEAR IDLER LINK	46933000	WORN	20130531005	PAC
PA32R 300	2740	CONTROL CABLE	6270113	MICRO CRACK	20130423007	ONT
PA44 180	0	MUFFLER	96299007	FAILED	20130628001	ATL
PA44 180	2740	BOLTS	AN317A	WORN	20130620008	ONT
PA44 180	3210	HYDRAULIC POWER PACK	HYC5005	FAILED	20130409003	ATL
PA44 180	3260	DOWN LIMIT SWITCH	86409002	TAB BENT	20130525001	ATL
PA44 180	7600	THROTTLE CABLE	554528	SEIZED	20130515001	ATL
PA44 180	7713	MANIFOLD PRESSURE LINE	8675902	BROKEN	20130611001	ATL
PA46 350P	7120	ENGINE MOUNT/ GEAR MOUNT	89137042	NEW	20130425003	ONT
<i>QUEST</i>						
KODIAK 100	3246	FLOAT ASSEMBLY	7000	CRACKED	20130513022	PAC

MAKE/MODEL	JASC	PART NAME	PART NUMBER	PART CONDITION	SDR No.	RGN
KODIAK 100	5753	FORWARD FLAP ROLLER ARM	100330500302	CRACKED	20130510001	PAC
KODIAK 100	7160	DIVERSION DOOR	1001722051	SMOKLING RIVETS	20130513021	PAC
<i>ROBINSON</i>						
R44 II	2421	ALTERNATOR	ALU8521	FAILED	20130617005	PNR
R44 II	2435	STARTER	14924HT	WORN	20130617006	PNR
R44 II	2914	PUMP	D5001	NOISY	20130424002	PNR
R44 II	2916	RESERVOIR	D2112	LEAKING	20130418005	PNR
R44 II	2916	RESERVOIR	D2112	LEAKING	20130517002	PNR
R44 II	2916	RESERVOIR	D2112	LEAKING	20130529009	PNR
R44 II	6310	CLUTCH ACTUATOR	C0512	WORN	20130617012	PNR
R44 II	7414	MAGNETO	1060064620	CONTAMINATED	20130430023	PNR
R44 II	7414	MAGNETO	106006169	POINTS	20130530006	PNR
R44 II	7414	MAGNETO	1060064620	WORN	20130522003	PNR
R44 II	8011	STARTER	14924HT	SLOW	20130522007	PNR
<i>ROCKWELL COLLINS</i>						
114B	3230	UPPER DRAG LINK	7550041	BROKEN	20130618004	ONT
690A	5610	WINDSHIELD LEFT-HAND	3600437	CRACKED	20130506010	PAC
<i>SIKORSKY</i>						
S61N	2800	FUEL PURIFIER	4005T01P03	RUBBING	20130527005	QUE
S76A	6300	POWER TURBINE OUTPUT SHAFT		VIBRATION	20130614012	QUE
S76C	3210	CROSS TUBE ROD END	7625002502042	SHEARED	20130503003	PAC
<i>SWEARINGEN</i>						
SA226TC	3610	MIXING VALVE	BYLB504371	UNSERVICEABLE	20130621006	PNR
<i>TECNAM</i>						
P2006T	3230	GEAR		NOT LOCKED	20130606003	PNR
P2006T	3260	GEAR LOCK		INCORRECT	20130606004	PNR
<i>VIKING CANADA</i>						
DHC 6 400	1000	NUT	MS210424	CRACKED	20130508011	PAC
DHC 6 400	2750	FLAP ROD	C6CW10831	SCUFFED	20130613009	PAC
DHC 6 400	2750	FLAP ROLLERS	C6CWM107229	WORN	20130430020	PAC
DHC 6 400	2820	FUEL LINE	C6PF1034115	LEAKING	20130610015	PAC
DHC 6 400	2897	FUEL PUMP NOISE FILTER	A3210	CORRODED	20130510002	PAC
DHC 6 400	3246	VALVE STEM	4021101	GOUGED	20130410016	PAC
DHC 6 400	5341	PIN WING TO FUSE ATTACH	C6WM174127	NEW	20130419008	PAC
DHC 6 400	5753	FLAP TRIM INTERCONNECT	C6CF10803	FAILED	20130422013	PAC
DHC 6 400	6123	AUTOFEATHER SWITCH	C6SC11258190026	FAILED	20130412017	PAC
ENGINE						
<i>ALLISON</i>						
250-C20F	7321	FUEL CONTROL UNIT	23070606	LOOSE SHAFT	20130603019	PAC
250-C47B	7200	ALLISON ENGINE		CHIP	20130611009	QUE
250-C47B	7210	STUD	23001928	BROKEN	20130502009	ATL

MAKE/MODEL	JASC	PART NAME	PART NUMBER	PART CONDITION	SDR No.	RGN
250-C47B	7230	SCROLL	23074076C	CRACKED	20130509008	PAC
<i>AVCO LYCOMING</i>						
IO-540-AE1A5	7414	BLOCK	10357426	CRACKED	20130410009	PNR
IO-540-AE1A5	7414	BLOCK	10357426	CRACKED	20130410008	PNR
IO-540-AE1A5	7414	BLOCK	10357426	CRACKED	20130608002	PNR
IO-540-AE1A5	7414	BLOCK	10357426	LOOSE BUSHING	20130608001	PNR
IO-540-AE1A5	8530	CYLINDER	05K21120	LOW COMPRESSION	20130419003	PNR
LTIO-540-J2BD	8530	#2 CYLINDER ASSEMBLY	05K21108	PARTED FROM CASE	20130408010	PAC
LTIO-540-J2BD	8530	#5 CYLINDER	05K21108	PARTED FROM CASE	20130409013	PAC
LTS-101-600A-3A	1497	POWER TURBINE INDICATING HARNES	414100055	WORN-OUT	20130621004	QUE
O-320-E2D	7322	MIXTURE ADJUSTMENT SCREW	43564	MISSING	20130604002	ONT
O-540-A4B5	8530	CYLINDER HEAD		BROKEN	20130516008	QUE
TIO-540-A2C	8520	LIFTER	06BI11M	PITTED	20130424001	QUE
<i>CFM INTERNATIONAL</i>						
CFM56-7B26	7321	HYDROMECHANICAL UNIT	442369	UNSERVICEABLE	20130620010	ONT
<i>GARRETT</i>						
TPE331-10UGR- 516H	7810	JET PIPE	1379045H401	CRACKED	20130607004	PNR
TPE331-12UHR	6120	PROPELLER GOVERNOR	89741016	SERVICEABLE	20130508001	QUE
<i>GENERAL ELECTRIC</i>						
CT58-140-1	7321	CENTRIFUGAL FUEL PURIFIER	4005T01P03	UNSERVICEABLE	20130516005	QUE
CT7-5A	7261	O-RING	4074T58P04	DETERIORATED	20130627009	PAC
<i>PRATT & WHITNEY-CAN</i>						
PT6A-114A	7321	FUEL CONTROL UNIT	32448973	UNSERVICABLE	20130409004	PNR
PT6A-135	7321	BELLOWS ASSEMBLY	20659	DISTORTED	20130626002	ONT
PT6A-28	8300	SPUR GEARSHAFT	3021565	WORN	20130412005	PNR
PT6A-42	7240	COMBUSTION LINER	3114850019L868	OVERHAULED	20130402013	PNR
PT6A-61	7260	QUILL DRIVE SHAFT	1179100583	WORN OUT	20130612007	PNR
PT6A-67B	7321	HIGH PRESSURE ENGINE DRIVEN FUEL PUMP	8256015	INTERNAL FAILURE	20130618001	ONT
<i>PRATT & WHITNEY-USA</i>						
R-985-14B	7322	CARBURATOR ATTACHMENT HARDWARE	MS21044N6	GOOD	20130418004	PAC
R-985-AN-14B	1220	ENGINE	R98514B	INTERNAL DAMAGE	20130606009	PAC
R-985-AN-14B	7414	MAGNETO	SB9RU3	UNSERVICEABLE	20130603013	PNR

MAKE/MODEL	JASC	PART NAME	PART NUMBER	PART CONDITION	SDR No.	RGN
R-985-AN-14B	8520	CRANKSHAFT	261280	SHEERED	20130626011	PAC
R-985-AN-14B	8530	6 CYLINDER ASSEMBLY		LEAKING	20130604004	ONT
<i>ROLLS ROYCE - UK</i>						
RB211-535E4-37	7110	COWL ENGINE INLET	LJ50678	SERVICABLE	20130613008	PNR
TAY 610-8	7230	LOW PRESSURE COMPRESSOR DRIVE SHAFT REAR	JR30664	CRACKED	20130528007	QUE
<i>TELEDYNE CONTINENTAL</i>						
GTSIO-520-L	8520	CRANK CASE	65411912	CRACKED	20130401025	ONT
<i>TURBOMECA</i>						
ARRIEL 2B	7261	MAGNETIC PLUG	9520011655	UNSERVICEABLE	20130426004	PAC
PROPELLER						
<i>AEROPRODUCTS</i>						
A6441FN-606	6110	TRANSFER TUBE		NEW	20130513023	PNR
<i>DOWTY ROTOL</i>						
R408/6-123-F/17	3060	BRUSH BLOCK	697079003	INTERNAL SHORT	20130412012	ONT
<i>HAMILTON STANDARD</i>						
14SF-23	6110	BLADE ASSEMBLY	8067001	GROOVED	20130522006	QUE
14SF-23	6120	ACTUATOR ASSEMBLY VARIABLE PITCH PROPELLER	7901803	CRACKED	20130528003	QUE
<i>HARTZELL</i>						
HC-B3TN-3AF	6114	PISTON SEAL	C33173472	SEPARATED	20130605004	PNR
HC-E5N-3A	6120	SPEEDER SPRING	665031527138A	WEAK	20130527011	ATL
PHC-C3YF-1RF	6110	HUB	PHCC3YF1RF	DAMAGED	20130412007	PNR
<i>MCCAULEY</i>						
4HFR34C754	6120	BETA RING	C5317	CRACKED	20130503005	PNR
EQUIPMENT						
<i>AEROCET</i>						
3400	3246	SLIDE BRACKETS	35A42022LR	CORRODED	20130515004	PAC
3400	3246	SLIDE TRUCK	35A42124	CORRODED	20130515016	PAC
<i>AVIATION SPECIALTIES</i>						
1213HBG310AC	2913	HYDRAULIC PUMP	1213HBG310ACJ	UNSERVICEABLE	20130503001	ONT
<i>BEECH</i>						
1.1482E+11	3233	CYLINDER ASSEMBLY	11482002217	UNSERVICEABLE	20130404003	ATL
<i>BF GOODRICH</i>						
301450401	1420	PROXIMITY SENSOR ELECTRONIC UNIT	301450401	ELECTRICAL	20130621007	ONT
<i>BOMBARDIER</i>						
82410909013	1400	SCREW	MS352206231	TOO LONG	20130628002	ONT
<i>DIAMOND - CAN</i>						
DA20C1	2562	EMERGENCY LOCATOR TRANSMITTER	4536603	FAILED TEST	20130613004	ATL
<i>FORD</i>						
C6115030103	2410	PULLEY		LOOSE	20130522008	ONT

MAKE/MODEL	JASC	PART NAME	PART NUMBER	PART CONDITION	SDR No.	RGN
<i>GARMIN</i>						
110088210	3460	GARMIN DATA COMPUTER 74A	110088210	UNSERVICABLE	20130401018	PNR
<i>GOODRICH</i>						
2LA28502801	3320	LED STAIR LIGHT		CORROSION	20130510006	ATL
<i>HONEYWELL</i>						
3244853	7321	MANIFOLD PRESSURE REGULATOR DIAPHRAGM	3241812	NEW	20130604003	ATL
<i>KANNAD</i>						
S182250202	2562	EMERGENCY LOCATOR TRANSMITTER	S182250202	UNSERVICEABLE	20130509004	PNR
S182250202	2562	EMERGENCY LOCATOR TRANSMITTER	S182250202	UNSERVICEABLE	20130509005	PNR
S184050101	2562	EMERGENCY LOCATOR TRANSMITTER	S184050101	UNSERVICEABLE	20130509006	PNR
<i>KING</i>						
KDF806	3455	CAPACITOR		BURNT	20130402012	PNR
<i>PACIFIC SCIENTIFIC</i>						
31000010	2000	EXTINGUISHING AGENT	HALON1301	INCORRECT AGENT	20130418001	QUE
31000010	2000	EXTINGUISHING AGENT	HALON1301	INCORRECT AGENT	20130418002	QUE
<i>PRATT & WHITNEY-CAN</i>						
PT6	1000	FILTER	AN62353A	NEW	20130530011	ONT
<i>TELEDYNE BENDIX</i>						
107902010	7414	CONTACT ASSEMBLY	10357174	FAILED	20130530009	PNR
<i>VICKERS</i>						
9603001105	3230	UPLOCK SOLENOID		LEAKING	20130408007	ONT
9603001154	2932	PRESSURE SWITCH	9738114304	LEAKING	20130408008	ONT
UNAPPROVED PART						
<i>INSCO</i>						
65013142	2000	GAS PRODUCER INDICATOR	206075682109	SUSPECTED UNAPPROVED PART	20130515009	QUE
<i>PACIFIC SCIENTIFIC</i>						
31000010	2000	EXTINGUISHING AGENT	HALON1301	INCORRECT AGENT	20130418001	QUE
31000010	2000	EXTINGUISHING AGENT	HALON1301	INCORRECT AGENT	20130418002	QUE

HEADQUARTERS

Transport Canada (AARDG)
Place de Ville, Tower C
Ottawa, ON K1A 0N8
Tel: 1-800-305-2059

REGIONAL OFFICES

Atlantic

Transport Canada
95 Foundry St., 6th Floor
Moncton, NB E1C 5H7
Tel: 1-800-305-2059

Prairie and Northern

Transport Canada
344 Edmonton Street
Winnipeg, MB R3C 0P6
Tel: 1-800-305-2059

Ontario

Transport Canada
4900 Yonge St., Suite 400
Toronto, ON M2N 6A5
Tel: 1-800-305-2059

Quebec

Transport Canada
700 Leigh Capreol
Dorval, QC H4Y 1G7
Tel: 1-800-305-2059

Pacific

Transport Canada
800 Burrard St., Suite 620
Vancouver, BC V6Z 2J8
Tel: 1-800-305-2059

Ordering TC Publications & Forms

North America	1-800-305-2059
National Capital Region	613 991-4071
Fax	613 991-2081
E-Mail	MPS@tc.gc.ca

CIVIL AVIATION INTERNET SITES

Civil Aviation Homepage

www.tc.gc.ca/eng/civilaviation/menu.htm

Continuing Airworthiness

www.tc.gc.ca/eng/civilaviation/certification/continuing-menu-1432.htm

Canadian Aviation Regulations (CARs)

www.tc.gc.ca/eng/civilaviation/regserv/cars/menu.htm

Airworthiness Directive

www.tc.gc.ca/ca/wis-swimn

Civil Aviation Safety Alerts (CASA)

www.tc.gc.ca/civil-aviation-safety-alert

Web Service Difficulty Reporting System (WSDRS)

www.tc.gc.ca/wsdrs