




Transport  
Canada

Transports  
Canada



TP 6980E  
(01/2015)

# Feedback

Issue 1/2015

Canadian Aviation Service Difficulty Reports

The Bell 505 Jet Ranger X, is the newest entry in the short light single class on its maiden flight in November 2014 at the Bell Helicopter plant in Mirabel Quebec.



# Table of Contents

Heads Up .....	3
Fixed Wing .....	4
Engines .....	10
Rotorcraft .....	13
Equipment Airworthiness Directives (ADS) .....	16
FAA Special Airworthiness Information Bulletins (SAIB) .....	17
EASA Safety Information Bulletin (SIB) .....	18
Service Difficulty Reports (SDR) .....	19
Ordering TC Publication and Forms .....	37
Civil Aviation Internet Sites .....	37



*Feedback* is published quarterly by the Continuing Airworthiness Division of Transport Canada, informing the aviation community of reported day-to-day problems that affect aircraft airworthiness in Canada.

Reprints of original *Feedback* material are encouraged, but credit must be given to Transport Canada's *Feedback* magazine. Please forward one copy of the reprinted article to the Editor.

To obtain information concerning copyright ownership and restrictions on reproduction of the material, please address your correspondence to:

Jérémie Laviolette, Editor  
*Feedback*  
Transport Canada (AARDG)  
Place de Ville, Tower C  
Ottawa ON K1A 0N8

E-mail: [jeremie.laviolette@tc.gc.ca](mailto:jeremie.laviolette@tc.gc.ca)  
Tel.: 613-952-4360  
Fax: 613-996-9178

To view *Feedback* online or to receive it electronically please visit:  
[www.tc.gc.ca/feedback-magazine](http://www.tc.gc.ca/feedback-magazine)

The articles contained in *Feedback* are derived from *Service Difficulty Reports* (SDRs) submitted by Aircraft Maintenance Engineers (AMEs), owners, operators and other sources in accordance with *Canadian Aviation Regulation* (CAR) 521.

SDRs are normally published verbatim. Transport Canada assumes no responsibility for the accuracy or content of any of these reports. Only spelling errors are corrected and content may be reduced as well as personal references deleted.

All defects or occurrences should be reported to Transport Canada through the Service Difficulty Reporting Program. For additional information about this program or concerning an article in *Feedback* magazine, contact your nearest Transport Canada Centre.

For all technical inquires related to articles of this magazine, please address your correspondence to [CAWWebFeedback@tc.gc.ca](mailto:CAWWebFeedback@tc.gc.ca)

*Feedback* est aussi disponible en français.

© Her Majesty the Queen in Right of Canada, as represented by the Minister of Transport (2015).

ISSN 1925-8429 (Online)

TP 6980E  
(01/2015)

TC-1005663

## OUT OF SERVICE AIRCRAFT

If your aircraft has been in storage or decommissioned for more than 1 reporting year (January 1<sup>st</sup> to December 31<sup>st</sup>), or if it will not be flown for more than 1 reporting year, contact the Annual Airworthiness Information Report (AAIR) team by phone (613-954-9973) or by email ([cawwebfeedback@tc.gc.ca](mailto:cawwebfeedback@tc.gc.ca)), to put your aircraft “out of service”.

By neglecting to do so, you will continue to receive an AAIR form annually as well as late AAIR notices if the report is not completed each year. You can identify your aircraft as being “out of service” up to a maximum of 5 years at which time, you can mark it as “out of service” again if that is still the case. During that time, Transport Canada’s systems will show your aircraft as being “out of service”, therefore, you will be relieved from the requirement under *Canadian Aviation Regulations 501.01* to submit an AAIR for those reporting periods. If you wish to return your aircraft to service early, simply notify us of this change.

There are also other reasons to put an aircraft as “out of service”, such as: the aircraft is damaged, retired, being restored or modified, is in a museum, etc. If your aircraft falls under any of these categories, contact us to put your aircraft as “out of service”. If your aircraft will never fly again, it is recommended to deregister it by contacting your Regional Aircraft Registration Office. This will cease the requirement to report annually and you will no longer receive AAIR forms.

AEROSPATIALE, ATR 42-300

SDR # 20130614013

## Propeller De-icing Wire Harness Failure

### SDR submitted:

Pilots indicated that the #1 the propeller de-icing system had failed. Upon running the aeroplane to test the system to confirm the fault, circuit breaker 24DH (propeller #1/anti-icing/power supply) was found tripped. The breaker was reset and did not trip again but the #1 propeller de-ice continued to fault. Wires going to connector 410VC1 were found melted together about 7.6 cm (3 inches) back from the connector.

It is suspected that the wiring was rubbing and had chafed on the wire routing tie down rail which is adjacent to the harness bundle.

The harness was replaced, making the aeroplane serviceable.

### Transport Canada Comments:

The location of this harness runs within the engine nacelle area where good visual access is available. Attention towards the healthy condition and proper support of electrical harnesses is essential to prevent an event such as this.



Melted propeller de-icing wiring and connector

BEECH, A100

SDR # 20141006017


## King Air Stabilizer Bracket Cracked

### SDR submitted:

During inspection, the left hand horizontal stabilizer bracket was found cracked.

### Transport Canada Comments:

As aeroplanes age, it is important to take your time to properly inspect all areas in order to find damage that could progress to a failure of the part. Proper lighting is important so that you can see what you are inspecting.




Cracked air stabilizer bracket

## King Air Elevator Cracks

### SDR submitted:

During an inspection of the aeroplane, it was found that a crack was emanating from an attach bolt hole for attaching torque tube part number (p/n) 50-610000-234. It was noted upon disassembly of the elevator for repair that washer p/n AN960-10 was missing from under nut p/n MS20365-1032 of torque tube p/n 50-610000-234 attach bolt p/n NAS1103-5. Once disassembly of the torque tube, rib and bracket was carried out, it was noted that the bracket p/n 50-610000-90 had cracks that were not visible until the torque tube was removed.



Cracks on the rib near the attachment bolt

### Transport Canada Comments:

Recently, there have been a number of Service Difficulty Reports on cracked elevator parts on King Air models 90 and 100. Cracks have been found on elevators, elevator torque tubes and stabilizer attachment brackets. These problems are not limited to just the King Air models but also apply to the Beech 99.



Top view of the cracked rib

## Horizontal Stabilizer Bolt Hole Crack

### SDR submitted:


During the Department National Defense (DND) structural inspection and the Structural Inspection Repair Program (SIRP), the stabilizer was removed and stripped of its fabric and paint. At that point, a crack was discovered proceeding from the end of the forward attachment tube towards the attachment bolt hole. Just prior to the bolt hole, the crack split into a "Y" shape; one end went into the bolt hole and the other end began to wrap around the tube.



Bolt Hole Crack

### Transport Canada Comments:

The stabilizer is being sent for further Non-Destructive Testing (NDT) evaluation to determine the adequacy of maintenance inspection method and cycles. The operator has elected to revise their NDT inspection of the area with a frequency of every 10 years.



Location of the bolt hole crack in relation to the structure

## Fuel Line Chaffing

### SDR submitted:

During the accomplishment of an internal zonal inspection of the center wing section, the standby fuel feed system tube assembly that interconnects the two boost pumps in the center wing tanks was found chafing on the center frame at fuselage station 499 where the pipe passes through. Reference illustrated parts catalog (IPC) 28-23-00, item 50.

The chafe damage was noted on both the tube as well as the frame section.

The frame was repaired and the line replaced, making the aeroplane serviceable.



Inner fuel tank line chaffing condition

### Transport Canada Comments:

Transport Canada Civil Aviation is advising all CRJ100 (CL-600-2B19) owners, operators and maintainers of this possible condition.

## Wing Anti-ice Telescopic Duct Failure

### SDR submitted:

During a routine inspection of the slat actuators and the anti-ice ducts, the left-hand telescoping duct was found bent. Further investigation showed that the middle tube was extended approximately 20 cm (8 inches) more than the opposite wing.

A new telescoping duct was installed in accordance with the aircraft maintenance manual (AMM) and the aeroplane was released for service.



The bent telescopic anti-ice duct in comparison to a serviceable one

### Transport Canada Comments:

The force required to extend the damaged telescopic duct was measured to be approximately ten times the amount required to move the new duct. This condition would have caused significant binding to the slat system during the extension and retraction operation.

All pictures and information, including the damaged part, were sent to Bombardier, the responsible design approval holder. Transport Canada, Civil Aviation is advising all owners, operators and maintainers of this possible condition and its detrimental effect to the slat system.

## Horizontal Stabilizer Spar Cracked

### SDR submitted:

During a scheduled maintenance inspection, the horizontal stabilizer was noted to have a very loud oil canning noise coming from inside the tail section when light pressure was applied up or down on the stabilizer tips.

Upon further investigation, the aircraft maintenance engineer (AME) found two cracks in the forward face of the forward horizontal stabilizer spar. Both cracks were near the center portion of the stabilizer. The crack to the right of the center was approximately three inches long, while the one on the left of the center was approximately two inches long. The oil canning could also be seen from inside the tail when light pressure was applied to the stabilizer tips. The aeroplane was removed from service and the replacement of the horizontal stabilizer is underway.



Cracks on the stabilizer rear spar

### Transport Canada Comments:

These cracks were found by visual inspection. Simple inspection methods can be effective when used correctly. Transport Canada, Civil Aviation has notified the Federal Aviation Administration about this unsafe condition.

## Cracked Lower Rudder Coupling Fitting

### SDR submitted:

During a heavy maintenance visit of a Convair 580 aeroplane, the rudder torque tube assembly lower coupling fitting was found cracked along the lower area between the fastener attachment holes.

A new rudder coupling fitting was ordered and it replaced the cracked one making the aeroplane serviceable.



Cracked rudder torque tube coupling


### Transport Canada Comments:

Transport Canada Civil Aviation is advising all Convair 580 operators to be aware of this possible type of quadrant fitting failure and to be vigilant when inspecting the rudder area.

## Pitot Static System Tube Cracks

### SDR submitted:

In cruise flight, the Integrated Standby Instrument System (ISIS) was reading 200 knots high. A maintenance investigation found the standby pitot lines drain line was full of water. The line was found split and thus leaking (open to cabin pressure). The split in the line is consistent with damage caused by water freezing in the line. The line (part number 83410474-001) was replaced and the standby pitot lines purged and leak checked. The ISIS was also replaced due to possible damage from reading so high as a result of the high pitot pressure applied.



Crack on the tube caused by freezing water

### Transport Canada Comments:

The pitot and static ports should be covered when aeroplanes are parked to protect the system from water and insects. Freezing water can damage system components and cause erroneous readings on instruments

## Wheel Bearings Failure

### SDR submitted:

The aeroplane departed and there was a hydraulic fluid loss in the #2 hydraulic system due to #1 wheel/brake damage. Flight crew declared an emergency and the aeroplane landed safely.

The aeroplane was sent to maintenance and the damaged wheel and brake were removed in an attempt to determine if the wheel caused the hydraulic leak.

After a preliminary investigation, it can be stated that the brake damage was caused by a failure of the wheel assembly's inner bearing. Wheel rotation at various angles led to damage of brake assembly housing and fluid leakage.

### Transport Canada Comments:

There have been a number of main wheel bearing failures reported on the DHC-8-400. This aeroplane model has a floating main and nose landing gear axle and it is important that proper maintenance procedures are followed when installing the wheels to maintain correct preload on the wheel bearings.

The manufacturer has informed Transport Canada, Civil Aviation that a new wheel assembly with larger integral bearings will be available once testing is completed to improve reliability. The new wheel will be interchangeable with the old wheel.



## Missing Hi-Lok Collar

### SDR submitted:

During the 16 000 hour wing inspection, sealant was removed to expose the stem of the Hi-Lok fastener. Upon inspection, it was noted that a collar was missing on a Hi-Lok. It appears that the collar was omitted during the manufacture of the wing for this fastener.

The Hi-Lok was removed by Pilatus Center Canada and non-destructive-testing was completed in accordance with Pilatus maintenance manual as well as Pilatus engineering instructions. No discrepancies were found in the fastener hole or surrounding structure.

A new fastener and Hi-Lok collar of the same diameter was installed and reseal, making the aeroplane serviceable.



Missing Hi-Lok collar found on inspection

### Transport Canada Comments:

Transport Canada Civil Aviation is advising all aircraft maintainers to be vigilant during all forms of inspection to ensure that all fasteners are properly installed in accordance with their respective maintenance manuals.

CFM INTERNATIONAL, CFM56-7B27/E

SDR # 20141023008

## Suspect Gear Shaft Population is Wearing Prematurely

### SDR submitted:

Upon scheduled inspection of the right hand engine's magnetic chip detectors, magnetic particles were found on the accessory gearbox/ turbine gearbox detector. The particles were collected and sent to the lab for analysis. This analysis indicated the material to be 9310 steel. Following aircraft maintenance manuals recommendations, repeat inspections were initiated and no further particles were found.

### Transport Canada Comments:

CFM International has identified a suspect population of assembly-73 tooth gear shafts (fuel pump line 6) that exhibit premature wear on the teeth. Operators should consult CFM International service bulletin(s) 72-0964, 72-0965 or 72-0966, as applicable, inspect their gearboxes and replace any components as required in accordance with the instructions therein.

GENERAL ELECTRIC, CF34-3B

SDR # 20140915008

## Cracked Axis-P Gear

### SDR submitted:

While in cruise, a noise sounding like a fan was heard; 10 minutes later the engine flamed out. The aeroplane was diverted and landed overweight

### Transport Canada Comments:

The cause of the engine distress was determined to be a damaged 'Axis-P' gear that is contained in the accessory gear box. Cracks have been found on several of these gears.

General Electric has issued Service Bulletins 72-0105 and 72-0085 to address this issue.




Damaged 'Axis-P' gear from accessory gear box

## Propeller Blade Pin Loss Causing Severe Vibration

### SDR submitted:

The aeroplane experienced heavy vibration, and managed to land safely at the departure airport. On the ground, maintenance found that the propeller blade was in a zero pitch angle when all the others were in feather. After disassembly, the propeller blade pin was found in the bottom of the hub. The set screw that secures the pin was still in place but it somehow came loose and allowed the pin to slide out. Maintenance is currently in communication with the overhaul facility in order to obtain further details.



Dislodged pin and bearing located in propeller hub

### Transport Canada Comments:

The investigation revealed that the cause of the malfunction was due to a previous repair that was done outside of published limits; a 'twin-sert' was installed in the set screw hole. This, in combination with operational loads, likely allowed the set screw to back out. Transport Canada Civil Aviation is reminding all aircraft maintenance engineers that procedures must be followed or severe consequences, such as high vibrational loads that may lead to structural failure, could result.

## Auxiliary Power Unit is Unable to Start

### SDR submitted:

An operator reported that the auxiliary power unit (APU) failed to start in-flight on 2 attempts during descent. Following the subsequent flight leg, the crew noticed fire damage to the tailcone and APU inlet. The aeroplane was ferried to a service facility for repairs. The tailcone is to be replaced and the APU removed for inspection/repair.



Evidence of auxiliary power unit distress on tailcone

### Transport Canada Comments:

The APU is an important piece of equipment that must not be overlooked when performing service checks (although in this case Transport Canada Civil Aviation (TCCA) is not aware if maintenance was neglected).

## Broken Tab Washers Causing “Metal in Oil” Condition

### SDR submitted:

During maintenance, a piece of a tab washer was found on the main oil tank chip detector. An investigation revealed that the tab washer originated from the three bolts (part number (P/N) MS9489-06) holding the centrifugal impeller assembly (P/N 3111368-01) to the accessory drive spur gear-shaft (P/N 3111365-01). All three bolts were found loose and missing the tab washers. A subsequent investigation located all of the tab washers.

The contaminants were analyzed and they appeared to be the broken pieces of the tab washers which were installed with the bolts, holding the centrifugal breather impeller with the accessory drive spur gear shaft. The main oil pump housing was removed and all the broken pieces of all the three tab washers were recovered. The engine was repaired and all the removed parts were received at the overhaul facility for investigation. After receiving the damaged parts, an investigation was performed to determine the root cause.

The centrifugal breather impeller has a shrink fit with an accessory drive gear shaft. After checking the proper seating of the impeller with the accessory gear shaft, the installation bolts were installed with tab washers and torqued to 24-36 inch pounds. It appeared that during assembly, the centrifugal breather impeller was not seated all the way down with the accessory drive gear shaft & the specified torque was applied. The applied torque value was lost once the centrifugal breather impeller got seated with the accessory drive gear shaft during operation of the engine.

Once the installation bolts of the centrifugal breather impeller lost the applied torque, the installation bolts were backed out from the designed installation position. Due to the loosening of these bolts, the tab washers may have started to rattle and experienced fretting wear and dislodged from their locking positions. The tab washers installed on the centrifugal impeller were fretted into small pieces. These small pieces from the washers caused the reported metal in oil (MIO) condition.



Gear shaft assembly with bolts backed out and missing the tab washers



Broken tab washers located in the engine sump

### Transport Canada Comments:

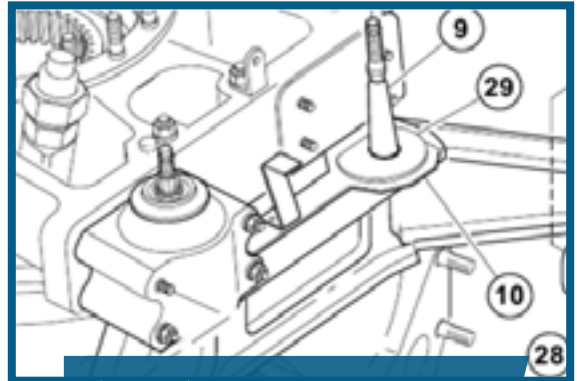
When carrying out complicated tasks, extra care must be taken to ensure that procedures are followed and are completed correctly.

## Transmission Damage from Incorrect Bonding Strap Installation

### SDR submitted:

An operator recently reported that three main transmission upper cases were damaged due to the incorrect installation of the pylon downstop (part number (P/N) 407-010-208-105). The Bell 407 Maintenance Manual (MM) and Illustrated Parts Breakdown (IPB) figure shows the bonding strap bracket installed in the opposite direction on the downstop.

The operator has requested more detailed instructions be added to the MM 63-41 pylon beam assembly installation, as well as corrections to the MM and IPB illustrations of the bonding strap bracket.



Incorrect installation of the Pylon Down Stop Assembly - Bell 407 MM Figure 63-26

### Transport Canada Comments:

Bell Helicopter Textron Canada (BHTC) confirms that discrepancies exist in the Bell 407 publications and they may lead to some confusion as to the orientation of the installation of the pylon mount downstop of the model 407.

The BHTC technical publications department will correct the existing figures, as well as introduce new text to clarify installation procedures for the orientation of the downstop. These changes are being incorporated into revisions that are currently in progress and scheduled for release in 2015.



Correct installation of the Pylon Down Stop Assembly PN 407-010-208-105

## Collective Push Rod Chaffing


### SDR submitted:

During the 36 month inspection, the collective push rod was found chaffed. The chaffing was caused by blind rivets installed during post manufacturing of the aircraft.


The push rod was removed and the rivets will be replaced with solid rivets to allow for additional clearance.

### Transport Canada Comments:


A reminder to always ensure adequate clearance is obtained for push pull rods, flight and engine controls from adjacent structures.



Location of chaffing rivets



Blind rivet chaffing damage



Push Rod chaffing near the bottom


## Main Gearbox Pump Flange Cracked

### SDR submitted:

Upon removal of one of the main gearbox lube pumps for a vespel spline replacement, it was discovered that one of the mounting flange ears for the pump was completely cracked off. This has occurred elsewhere, several times already, in the S92 fleet and a retainer has since been developed to secure the pump when this occurs. However, this still constitutes a pump replacement.

### Transport Canada Comments:

Repeated removal and installation of this component for vespel spline replacements could be a main contributor of the cause; as the flange ears and the flange also contain threaded holes which accommodate jacking bolts for pump removal, which in turn applies strain on the flange ears.



Cracked Main Oil Pump Flange

## EQUIPMENT AIRWORTHINESS DIRECTIVES (ADS)

Transport Canada (TC) endeavours to send copies of new Airworthiness Directives (ADs), which are applicable in Canada to the registered owners of the affected products. Equipment/appliance ADs are often only distributed to our regional offices because the owners of aircraft affected by this type of AD are not generally known.

Aircraft Maintenance Engineers (AMEs) and operators of the affected products are encouraged to obtain further information or a copy of the ADs from their regional TC office, their local Transport Canada Centre (TCC), their Principal Maintenance Inspector (PMI), or from the Civil Aviation AD website at: [www.tc.gc.ca/cawis-swimn](http://www.tc.gc.ca/cawis-swimn)

Manufacturer	AD Number	Origin	Description
ROMTEX ANJOU	2014-0279	Europe	Equipment / Furnishing – Restraint System Rotary Buckle Sub-Assembly – Identification / Replacement
STC IM23-SF-0127	2013-0057	Europe	Powerplant – Air inlet Screen – Inspection / Replacement
STC ST01219SE	2014-25-09	United States	Fatigue cracking



## FAA SPECIAL AIRWORTHINESS INFORMATION BULLETINS (SAIB)

A Federal Aviation Administration (FAA) SAIB is an information tool that alerts, educates, and makes recommendations to the general aviation community. It is non-regulatory information and guidance that does not meet the criteria for an Airworthiness Directive (AD). [www.faa.gov/aircraft/safety/alerts/SAIB/](http://www.faa.gov/aircraft/safety/alerts/SAIB/)

SAIB Number	Make/Company	Subject	Issue Date
SW-15-08	Robinson Helicopter Company	Robinson R44 Main Rotor Blades	02/23/15
SW-15-07	Airbus Helicopters	Rotor Drive-Tail Rotor Drive Flange Shur-Lok Nut Inspection	12/30/14
NE-11-56R1	Jet fuel	Engine Fuel and Control - Semi-Synthetic Jet Fuel	12/02/14
CE-15-05R1	M7 Aerospace LLC	Flight Controls, Aileron Control System	11/26/14
CE-15-06	Alexander Schleicher GmbH & Co.	Electrical Power; Proper Battery Installation	11/26/14
CE-15-05	M7 Aerospace LLC	Flight Controls, Aileron Control System	11/25/14
SW-15-04	Airbus Helicopters	Cabin Ventilation Air Scoop Draining	11/25/14
NM-15-03	The Boeing Company	Flight Controls	11/24/14

A European Aviation Safety Agency (EASA) SIB is an information tool that alerts, educates, and makes recommendations to the general aviation community. It is non-regulatory information and guidance that does not meet the criteria for an Airworthiness Directive (AD). <http://ad.easa.europa.eu/sib-docs/page-1>

SAIB Number	Subject	Issue Date
UPN2014-20140626002	Cessna 560XLS Aeroplanes – Aileron Cables P/N 6660002-14	02/10/15
2013-14R1	SAAB SF340A and 340B Aeroplanes - Aileron Bell Crank Bearing Failure	02/09/15
2015-03	ATR 42-400, 42-500 and 72-212A aeroplanes - Propeller / Engine Vibrations In Flight	01/30/15
2015-02	Pakistan Airspace	01/22/15
2009-28R1	Flight Data Recorder and Cockpit Voice Recorder Systems Serviceability	01/08/15
2015-01	Non-conforming Standard Hardware – Alcoa Fastening Systems Barrel Nuts, Part Number (P/N) NAS577B7A: Batch Numbers 5334992-000, M004187-000 and 5323292-000	01/07/15
2014-35	South Sudan Airspace	12/30/14
2014-34	Possible Exceedance of Engine Temperature Limits of BRP-Powertrain Rotax 912 and 914 Engines	12/23/14
2014-33	Airborne Collision Avoidance System II (ACAS II) – Spurious Resolution Advisories (RAs)	12/19/14
2014-32	Safety Information Related to Alleged Examination Fraud at Part-147 Maintenance Training Organisation HATA	12/09/14
CE-15-05R1	M7 Aerospace (Fairchild, Swearingen) SA226 and SA227 Aeroplanes - Aileron Control System	12/04/14
2010-10R1	Fuel Tank Safety – Flammability Reduction System (FRS) for High Flammability Exposure Fuel Tanks	11/28/14
NM-15-03	Boeing Aeroplanes – Inadvertent Actuation of Flight Deck Controls	11/27/14
2014-28R1	Ebola Virus Disease (EVD) – Operational Recommendations	11/26/14
NE-14-30	Eastman Chemical Company (ECC) purchase of British Petroleum (BP) Turbine Engine Oil Products	11/21/14

# SERVICE DIFFICULTY REPORTS (SDR)

## LEGEND

**JASC:** Joint Aircraft System Code number defining assembly/system/components

**SDR No.:** Transport Canada Civil Aviation (TCCA) assigned SDR control number — please quote in any correspondence or inquiries

**Region (RGN):** TCCA region of SDR submitter:

**PAC = Pacific**

**ONT = Ontario**

**ATL = Atlantic**

**VAR = Various**

**PNR = Prairie and Northern**

**QUE = Quebec**

**NCR = Ottawa (Headquarters)**

## AIRCRAFT

### AERONCA

Make/Model	Jasc	Part Name	Part Number	Part Condition	SDR No.	RGN
7AC	5710	WING STRUT FRONT		RUSTY	20141001011	ONT

### AEROSPATIALE

Make/Model	Jasc	Part Name	Part Number	Part Condition	SDR No.	RGN
AS 350B2	2822	BOOST PUMP	P94B12209	OVERHAULED	20141120019	ONT
AS 350B2	5302	REINFORCEMENT ANGLE	350A0824832151	CRACKED	20141208014	PAC
AS 350B2	6220	STARFLEX	350A31191701	UNSERVICEABLE	20141209002	PNR
AS 350B3	3340	STROBE LIGHTS		BURNT WIRE	20141107001	ONT
AS 350B3	5347	SHOULDER HARNESS	2000115101	FRAYED	20141020008	ONT
AS 350B3	6230	FRICTION WASHERS	704A33640020	SHATTERED	20141120016	PNR
AS 350B3	6230	INNER RACE	SAMEASMAST	GOOD	20141212007	PNR
AS 350B3	6230	SCISSOR LINK	350A37112602	NEW	20141109002	PNR
ATR 42 320	2400	WIRE		BURNT	20141128006	PNR
ATR 42 320	3200	ACTUATOR FITTING	S5357800100761	CRACKED	20141202035	PNR
ATR 72 202	2721	RUDDER TRIM ACTUATOR	82363	UNSERVICEABLE	20141126007	PNR
ATR 72 202	3416	ALTIMETER	4016341906	UNSERVICEABLE	20141222004	PNR

### AGUSTA

Make/Model	Jasc	Part Name	Part Number	Part Condition	SDR No.	RGN
AW139	5210	LEFT LOWER BRACKET ASSEMBLY	3G5213A01231	NEW	20141031003	ONT
AW139	6320	GEARBOX		CHIPPED	20141008016	ONT

**AIRBUS**

Make/Model	Jasc	Part Name	Part Number	Part Condition	SDR No.	RGN
A319 114	2213	FLIGHT MANAGEMENT COMPUTER	B546CAM0104	FAILED	20141229004	QUE
A319 114	2440	MODULE DIODE UNIT	NSA93412101C	FAILED	20141229002	QUE
A319 114	3610	LEFT HAND DUCT	D3611018500800	FAILED	20141021001	QUE
A320 211	2420	GENERATOR CONTROL UNIT	740120B	FAILED	20141028002	QUE
A320 211	2420	INTEGRATED DRIVE GENERATR	740119D	FAILED	20141024017	QUE
A320 211	2720	TRAVL LIMIT UNIT LIMITER	DV84567015	FAILED	20141128007	QUE
A320 211	2782	SLAT ROTARY ACTUATOR	830A000002	FAILED	20141124007	QUE
A320 211	2782	SLAT ROTARY ACTUATOR	830A000004	FAILED	20141110005	QUE
A320 211	2910	HYDRAULIC SUBASSEMBLY PUMP	693830	FAILED	20141024028	QUE
A320 211	2910	HYDRAULIC SYSTEM		FAILED	20141110003	QUE
A320 211	3610	TEMPERATURE CONTROL THERMOSTAT	342B050000	FAILED	20141103025	QUE
A320 211	5610	SLIDING #2 LEFT HAND WINDOW	D5311001901201	SHATTERED	20141110004	QUE
A321 211	2910	HOSE	AE70592527	LEAKING	20141113001	QUE
A321 211	3241	PARKING BRAKE VALVE	A253151	LEAKING	20141103031	QUE

**BAE - UK**

Make/Model	Jasc	Part Name	Part Number	Part Condition	SDR No.	RGN
3212	2910	HOSE	1379305A155	LEAKING	20141103022	PNR
3212	5610	WINDSHIELD		CRACKED	20141014016	QUE

**BEECH**

Make/Model	Jasc	Part Name	Part Number	Part Condition	SDR No.	RGN
1900C	2120	SEALANT		BAD	20141021014	PAC
1900C	2820	FUEL LINE	1149200002320	CHAFFED	20141204013	ATL
1900C	3260	LANDING GEAR WARNING		BROKEN	20141009008	ATL
1900C	6197	LEAD PROPELLER DE-ICE	3E20922	CHAFFED	20141215005	PNR
1900D	2312	GROUNDING STRAP		DAMAGED	20141007005	ATL
1900D	2400	CABLE		CHAFFED	20141027009	ATL
1900D	2560	EMERGENCY LOCATOR TRANSMITTER		FULL OF WATER	20141230002	ATL
1900D	2731	BEARING		BROKEN	20141205001	ATL
1900D	2750	FLEX SHAFT	1013800002	BROKEN	20141017010	PNR
1900D	3210	BOLT	1018100891	BROKEN	20141016005	PAC
1900D	3230	WIRE		CHAFED	20141120010	ATL
1900D	3244	TIRE		DISBONDED	20141215009	ATL
1900D	3260	CIRCUIT BOARD		FAULTY	20141217011	ATL
1900D	5300	FLANGE		CRACKED	20141014006	ATL
1900D	5310	STRINGER		CORRODED	20141024025	ATL
1900D	5311	FASTENER		SHEARED	20141218021	ATL

Make/Model	Jasc	Part Name	Part Number	Part Condition	SDR No.	RGN
1900D	5311	FRAME		CRACKED	20141024023	ATL
1900D	5311	FRAME		CRACKED	20141124011	ATL
1900D	5312	FASTENER		SHEARED	20141203003	ATL
1900D	5322	SEAT RAIL		CORRODED	20141024022	ATL
1900D	5330	SKIN		CORRODED	20141014008	ATL
1900D	5414	LIP	11891003411	CRACKED	20141018001	PAC
1900D	5511	SPAR CAP ANGLE		CRACKED	20141212005	ATL
1900D	5700	RIB		CORRODED	20141014004	ATL
1900D	5700	RIB FLANGE		WORN	20141014003	ATL
1900D	5700	SPAR FLANGE		CORRODED	20141014005	ATL
1900D	5711	SPAR CAP		CHAFFING	20141014002	ATL
1900D	5711	SPAR CAP		CRACKED	20141014001	ATL
200	3220	BOLT	AN2423A	BROKEN	20141211005	PNR
200	3233	ACTUATOR	99810057651	BROKEN	20141009001	QUE
390	2120	BI-LEVEL VALVE	3903850350003	DEFECTIVE	20141124004	QUE
76	2900	HYDRAULIC LINE	169580011165	FAILED	20141009007	PAC
76	5751	AILERON	10513000012	CRACKED	20141205007	PAC
A100	2752	FLAP ACTUATOR SHAFT	505212224	CRACKED SHAFT	20141208007	QUE
A100	5510	BRACKET	1154400312	CRACKED	20141014010	ONT
B100	3230	WIRE BUNDLE	5081027593	UNSECURED	20141217017	ONT
B200	3020	INERTIAL ICE VANE HINGE	MS2000157200	CRACKED	20141103024	PNR
B200	3200	MOTOR	571302	CORRODED	20141026001	PNR
B200	3200	RELAY	MS24184D1	FAILED	20141030004	PNR
B200	3420	ATTITUDE/HEADING REFERENCE SYSTEM		FAILED	20141104010	PNR
B200	5730	SKIN PANEL	5011002592	CRACKED	20141020009	PNR
B300	2730	WEIGHT	1015241435	DAMAGED	20141119003	ATL
B300	3200	HYDRAULIC LANDING GEAR ACCUMULATOR	1013880095	UNSERVICEABLE	20141215006	PNR
B300	7921	OIL COOLER	1013890283	CRACKED	20141229012	PNR
B300C	2140	THERMISTER ASSEMBLY	30006562	UNSERVICEABLE	20141217009	ATL
B300C	2160	RELAY	JCD1N	BURNT	20141002001	ATL
B300C	2730	WEIGHT	1015241435	DAMAGED	20141110007	ATL
C90	3233	RIGHT HAND LANDING GEAR ACTUATOR	5081016418	OVERHAULED	20141201007	PAC
C90A	2752	PISTON		CRACKED	20141009002	ONT
C90A	2752	PISTON	505211958	CRACKED	20141010013	ONT
C90A	5520	BRACKET & RIB	5061000090	CRACKED	20141029007	ONT
C90A	5520	DOUBLER STATION 36 08	50610000397	CRACKED	20141107006	ONT
C90A	5520	RIB	50610000355	CRACKED	20141107008	ONT
C90A	5520	RIB INBOARD CENTER	50610000355	CRACKED	20141104004	ONT

### BELL TEXTRON - CAN

Make/Model	Jasc	Part Name	Part Number	Part Condition	SDR No.	RGN
206B	6310	CLUTCH ASSEMBLY	CL422501	WORN	20141212009	PAC
206L	2822	CARTRIDGE FUEL BOOST PUMP	2C271	LEAKING	20141017005	PNR
206L 3	7321	FUEL CONTROL UNIT	23070613	FAILED	20141020002	PAC
407	2810	FUEL CELL AFT	407362633105	LEAKING	20141006015	QUE
407	3210	GROUND HANDLING LUG		NEW	20141222006	PAC

Make/Model	Jasc	Part Name	Part Number	Part Condition	SDR No.	RGN
407	6210	MAIN ROTOR BLADE	407015001117	DAMAGED	20141007008	QUE
407	6230	MAST POLE	407040038123	CORRODED	20141218024	QUE
407	6320	TRANSMISSION TOP CASE	406040052109	DAMAGED	20141201003	QUE
407	7200	ENGINE	250C47B	CHIPPED	20141031002	PAC
407	7200	ENGINE C47B	CAE848170	CHIPPED	20141024024	PAC
407	7230	ENGINE	250C47B	CHIPPED	20141218025	QUE
407	7712	ENGINE	250C47B	CHIPPED	20141031001	PAC
429	3160	DISPLAY UNIT		SMOKING	20141218026	QUE
429	7931	HARNESS		FAULTY	20141114011	PAC
429	7931	N1 CABLE	7459311	CRACKED	20141201004	QUE

### BELL TEXTRON - USA

Make/Model	Jasc	Part Name	Part Number	Part Condition	SDR No.	RGN
212	3210	CROSSTUBE	D212664201	BROKEN	20141031011	ONT
212	5450	SUPPORT RIGHT HAND	212060802	NEW	20141216003	PAC
212	6220	BARREL	204010143005	CRACKED	20141126008	PNR

### BELLANCA

Make/Model	Jasc	Part Name	Part Number	Part Condition	SDR No.	RGN
7GCBC	5711	SPAR FRONT		CRACKED	20141020007	ONT

### BOEING

Make/Model	Jasc	Part Name	Part Number	Part Condition	SDR No.	RGN
727 223	7197	WIRE	W19809218	FAILED	20141104012	PAC
727 225	3230	MAIN LANDING GEAR LOCK ACTUATOR	651781915	FAILED	20141111006	ONT
727 227	2760	CABLE ASSEMBLY	BACC13AP3D3945	FAILED	20141011001	PAC
727 227	2760	ROD END-SPOILER CABLE	414001410	FAILED	20141103034	PAC
727 227	3246	WHEEL ASSEMBLY	657276184	CRACKED	20141014014	PAC
727 243	2731	POWER CONTROL UNIT	680005003	FAILED	20141224004	PAC
727 243	3246	INBOARD WHEEL HALF	2605759	CRACKED	20141027012	PAC
737 2K2C	3242	HOUSING-ADJUSTER	2606739	FAILED	20141113006	QUE
737 406	2750	SEQUENCE CARRAIGE TOGGLE	65C343141	FAILED	20141031007	ONT
737 6CT	3242	BRAKE ASSEMBLY	26123021	FAILED	20141023010	PNR
737 76N	2131	PRESSURE CONTROLLER	71211997101AC	FAILED	20141003010	PNR
737 76N	5610	#2 WINDOW PANE	58935587	SHATTERED	20141007001	PNR
737 7CT	2597	ELECTRICAL OUTLET	CR015I	SHORTED	20141010017	PNR
737 7CT	2742	STAB TRIM MOTOR	6355C000101	FAILED	20141031010	PNR
737 7CT	3610	AIR REGULATOR		FAILED	20141014019	PNR

Make/Model	Jasc	Part Name	Part Number	Part Condition	SDR No.	RGN
737 7CT	5610	#2 WINDOW PANE	58935587	OVERHEATED	20141006020	PNR
737 7CT	5610	WINDOW ASSEMBLY	5893543149	CRACKED	20141110010	PNR
737 86Q	2797	PIN		BENT	20141215011	ONT
737 8CT	2210	MODE CONTROL PANEL	8221567102	FAILED	20141210004	PNR
737 8CT	3320	LAVATORY TASK LIGHT	D72D93013111	CONTAMINATED	20141022005	PNR
737 8CT	520	FLIGHT DECK		FUMES	20141114010	PNR
737 8CT	5710	SCIMITAR WINGLET	73700101034	AS INSTALLED	20141118005	ONT
737 8K5	2530	OVEN	8203110000	SMOKING	20141211004	ONT
737 8Q8	2530	OVEN	7207100042	SMOKING	20141117004	QUE
757 2B7	3230	NOSE GEAR OPERATED SEQUENCE	2670296M1	LEAKING	20141031022	PNR
767 375	2213	FLIGHT CONTROL COMPUTER	6224591512	FAILED	20141229005	QUE
767 375	2910	HOSE	AS11706K0430	RUPTURED	20141229006	QUE
777 333ER	2750	TEE FITTING		CRACKED	20141022002	QUE
777 333ER	3020	ANTI-ICE VALVE	8105023	FAILED	20141103016	QUE

## BOMBARDIER

Make/Model	Jasc	Part Name	Part Number	Part Condition	SDR No.	RGN
BD 100 1A10	1000	CUSHION CLAMP	M85052	DETERIORATION	20141218022	QUE
BD 100 1A10	2420	ELECTRICAL SYSTEM		FAILED	20141107007	QUE
BD 100 1A10	2460	POWER CONTROLLER	F1002460006	OVERWEIGHT	20141128015	QUE
BD 100 1A10	2913	ENGINE DRIVEN PUMP	511603	POOR	20141003006	QUE
BD 100 1A10	3297	LANDING GEAR WIRING	302270402	TESTED	20141104002	ONT
BD 100 1A10	3400	FLIGHT MANAGEMENT SYSTEM		FAULTY	20141009004	QUE
BD 100 1A10	3420	FLIGHT MANAGEMENT SYSTEM		FAILED	20141128014	QUE
BD 100 1A10	5230	BAGGAGE DOOR HANDLE	HA104955	FAILED	20141215008	QUE
BD 100 1A10	5312	SCREWS	1005351002005	TOO LONG	20141128010	QUE
BD 700 1A10	2300	RADIO TUNING SYSTEM		FAILED	20141006019	QUE
BD 700 1A10	2432	AUXILIARY POWER UNIT BATTERY	427CK1	DAMAGED WIRING	20141216004	QUE
BD 700 1A10	2900	P-CLAMP	M850522	DAMAGED	20141120025	QUE
BD 700 1A10	3350	BATTERY PACK	8ES36000000	MELTED	20141127003	QUE
BD 700 1A11	2750	FORWARD SPIGOT TUBE BUSH	GM14111971	DAMAGED	20141016004	QUE
BD 700 1A11	3400	RADIO ALT TRANSCEIVER	8220615207	FAULTY	20141121001	QUE
CL600 2B19 (RJ100)	2120	AIR CYCLE MACHINE	GG670950095	FAILED	20141120020	QUE
CL600 2B19 (RJ100)	2120	AIR CYCLE MACHINE	GG670950095	SEIZED	20141120024	QUE
CL600 2B19 (RJ100)	2121	FAN ARCINC	AE0607F00	OVERHEATED	20141204016	QUE
CL600 2B19 (RJ100)	2420	DRAIN PLUG	MS995405	UNSERVICEABLE	20141217008	PNR
CL600 2B19 (RJ100)	2421	AIR DRIVEN GENERATOR CONTROL PANEL		FAILED	20141107003	QUE
CL600 2B19 (RJ100)	2597	SPLITTER HARNESS	BR9904901	MELTED	20141121004	QUE
CL600 2B19 (RJ100)	2750	BRAKE AND POSITION SENSING UNIT		FAILED	20141203002	PAC

Make/Model	Jasc	Part Name	Part Number	Part Condition	SDR No.	RGN
CL600 2B19 (RJ100)	2750	FLEX SHAFT	1104SD100301	CONTAMINATED	20141211002	QUE
CL600 2B19 (RJ100)	2752	ACTUATORS	853D10023	FAILED	20141204010	QUE
CL600 2B19 (RJ100)	2752	FLAP ACTUATORS	852D10025	FAILED	20141121002	ATL
CL600 2B19 (RJ100)	2760	PROXIMITY SENSOR	864202	OUT OF RIG	20141204014	QUE
CL600 2B19 (RJ100)	2913	O-RING	NAS1611111	TORN	20141107004	ATL
CL600 2B19 (RJ100)	3040	CONTROLLER	16591	FAILED	20141124009	QUE
CL600 2B19 (RJ100)	3040	WINDSHIELD HEAT CONTROLLER	16591	FAILED	20141217021	ATL
CL600 2B19 (RJ100)	3240	UPPER SWIVEL FITTING	17307110	BAD INSTALL	20141017003	ATL
CL600 2B19 (RJ100)	3297	HARNESS		FAILED	20141031006	QUE
CL600 2B19 (RJ100)	4900	AUXILIARY POWER UNIT		FAILED	20141217013	QUE
CL600 2B19 (RJ100)	5210	ICE BREAK CABLE	601R318273XAC	JAMMED	20141002004	ATL
CL600 2B19 (RJ100)	5610	FIRST OFFICERS SIDE WINDOW	ALTNP13932212	UNSERVICEABLE	20141224002	ATL
CL600 2B19 (RJ100)	5610	SIDE WINDOW	NP13932211	CRACKED	20141120018	QUE
CL600 2B19 (RJ100)	5610	WINDOW (RIGHT HAND)		CRACKED	20141217010	QUE
CL600 2B19 (RJ100)	5610	WINDOW (RIGHT HAND)	NP13932114	FAILED	20141128013	QUE
CL600 2B19 (RJ100)	5610	WINDOW SIDE (LEFT HAND)	NP13932213	CRACKED	20141223002	QUE
CL600 2B19 (RJ100)	5730	WING LEADING EDGE	601R120445	CRACKED	20141120017	ATL
CL600 2B19 (RJ100)	7600	BOLT	NAS464P416	LOOSE	20141114006	QUE
CL600 2B19 (RJ100)	7603	THROTTLE LEVER		FROZEN	20141114003	PNR
CL600 2B19 (RJ440)	2120	FILTER	P196305	CLOGGED	20141103018	QUE
CL600 2B19 (RJ440)	2751	FLAP BRAKE AND POSITION SENSING UNIT	5913000	FAILED	20141021011	QUE
CL600 2B19 (RJ440)	7600	THROTTLE PUSH PULL	1603730007	FAILED	20141008018	QUE
CL600 2C10 (RJ700)	2215	YAW ACTUATOR	6229968001	FAILED	20141217016	QUE
CL600 2C10 (RJ700)	2215	YAW DAMPER PANEL	CC670511061	FAILED	20141208003	QUE
CL600 2C10 (RJ700)	2720	ACTUATOR	6229968001	FAILED	20141124008	QUE
CL600 2C10 (RJ700)	2720	YAW DAMPER	6229968001	FAILED	20141128012	QUE
CL600 2C10 (RJ700)	2731	TRIM SWITCH	3094334	FAILED	20141201006	QUE
CL600 2C10 (RJ700)	2781	BRAKE AND POSITION SENSING UNIT	5912999	FAILED	20141121003	QUE
CL600 2C10 (RJ700)	3010	WING ANTI-ICE VALVE	GG6708003	FAILED	20141021008	QUE
CL600 2C10 (RJ700)	5310	SIDE POST	601R332232	CRACKED	20141103032	QUE
CL600 2D15 (705)	2750	ROLLER	CC670176241	MISSING	20141126005	ATL
CL600 2D15 (705)	2782	SLAT ACTUATOR	766385C	FAILED	20141030009	ATL
CL600 2D15 (705)	2910	SADDLE CLAMP	BBDREF001927143	TORN	20141015004	ATL
CL600 2D15 (705)	3610	BLEED SHUT OFF VALVE	GG670800029	FAILED	20141028008	ATL
CL600 2D15 (705)	520	FORWARD NOSR LANDING GEAR DOOR	CC670330963	BURNT	20141222003	ATL
CL600 2D15 (705)	5210	BOLT	NAS660514	SHEARED	20141215001	ATL
CL600 2D15 (705)	5280	CROSS MEMBER	CC67010572	CRACKED	20141216002	ATL
CL600 2D15 (705)	5610	WINDSCREEN	601R3303321	SHATTERED	20141126004	ATL
CL600 2D15 (705)	5610	WINDSHIELD	601R3303322	FRACTURED	20141027003	ATL
CL600 2D24 (RJ900)	2121	COOLING FAN	AE0804A04	FAILED	20141217012	QUE
CL600 2D24 (RJ900)	2133	SAFETY VALVE	GG670980051	FAILED	20141208006	QUE
CL600 2D24 (RJ900)	2780	SLAT SYSTEM		FAILED	20141021009	QUE



Make/Model	Jasc	Part Name	Part Number	Part Condition	SDR No.	RGN
CL600 2D24 (RJ900)	5315	3M TRANSPARENT TAPE	PN8671	NOT TRIMMED	20141204018	QUE
CL600 2D24 (RJ900)	5610	WINDOW (RIGHT HAND)		CRACKED	20141111001	QUE
CL600 2D24 (RJ900)	5610	WINDOW (RIGHT HAND)	NP13932114	CRACKED	20141219005	QUE
CL600 2E25 (RJ1000)	2120	AIR CYCLE MACHINE	3478A010001	FAILED	20141217007	QUE
CL600 2E25 (RJ1000)	3610	HIGH PRESSURE DUCTING SHROUD ASSEMBLY	GG69880615	FAILED	20141204017	QUE

### BURKHART GROB

Make/Model	Jasc	Part Name	Part Number	Part Condition	SDR No.	RGN
G115C	2435	STARTER		ENGAGED	20141007002	ONT

### CANADAIR

Make/Model	Jasc	Part Name	Part Number	Part Condition	SDR No.	RGN
CL215 6B11(CL415)	2100	SOFT START UNIT	ES591851	BURNT	20141219004	ATL
CL215 6B11(CL415)	2400	CIRCUIT BREAKER	7274114	IN SERVICE	20141119001	QUE
CL215 6B11(CL415)	2711	LEVER	21591301	LOOSE	20141224001	ATL
CL215 6B11(CL415)	2750	FLAP CONTROL CABLE	215T9238216	BROKEN	20141030010	QUE
CL215 6B11(CL415)	2810	LINE ASSEMBLY	215T6412930	CRACKED	20141010016	ATL
CL215 6B11(CL415)	3160	WIRING	2P550	UNSERVICEABLE	20141031004	ATL
CL215 6B11(CL415)	5120	BEARING	MS2446424	MISSING PARTS	20141203001	QUE
CL600 2B16(601 3A)	3230	GEAR SYSTEM		FAILED	20141114001	QUE
CL600 2B16(601 3R)	3197	ELECTRICAL WIRES	2KE40B20	BURNT	20141215012	QUE
CL600 2B16(604)	1000	CUSHION CLAMP	M85052	DETERIORATION	20141218023	QUE
CL600 2B16(604)	2897	ANISTER ELECTRICAL CONNECTOR	PN246061	LEAKING	20141105008	QUE
CL600 2B16(604)	2910	TUBE ASSEMBLY LEFT HAND	604752383	UNSERVICEABLE	20141107002	ONT
CL600 2B16(604)	3070	RIBBON HEATER	304316T	BURNT	20141010018	QUE
CL600 2B16(604)	3213	MAIN LANDING GEAR TUNNION FITTING	60410031	CORRODED	20141028007	QUE
CL600 2B16(604)	3530	OXYGEN BOTTLE		MIS INSTALL	20141009003	QUE
CL600 2B16(604)	3610	DUCT ASSEMBLY	2285634212	BURST	20141217014	QUE
CL600 2B16(604)	5320	LAMINATED SHIM	6003114313	BAD INSTALL	20141128008	QUE
CL600 2B16(604)	5610	WINDSHIELD	6043303025	CRACKED	20141219008	PAC

### CESSNA

Make/Model	Jasc	Part Name	Part Number	Part Condition	SDR No.	RGN
152	2720	SPRING		BROKEN	20141219001	ATL
152	2730	CONTROL CABLE ELEVATOR UP	4001075	BROKEN STRANDS	20141009006	ONT
152	2730	CONTROL CABLE ELEVATOR UP	40010763	BROKEN STRANDS	20141009005	ONT
172M	2720	RIGHT AFT RUDDER CABLE	510105207	FRAYED	20141113005	PNR

Make/Model	Jasc	Part Name	Part Number	Part Condition	SDR No.	RGN
172M	3246	RIM		CRACKED	20141014017	PNR
172M	7800	SHROUD ASSEMBLY	17500114	BROKEN TABS	20141024018	PNR
172N	2731	CHAIN		NOT CONNECTED	20141029011	ONT
172P	7322	CARBURATOR	105217	NEW	20141022003	PNR
172P	7322	IDLE SET SCREW		DEPARTED	20141020011	PNR
172P	8011	STARTER	149NL	BROKEN	20141223008	PNR
172R	2720	RIGHT RUDDER CABLE	510105338	FRAYED	20141113003	PNR
172R	2730	ELEVATOR BELLCRANK	5341281	WORN	20141113002	PNR
172R	2730	UPPER AFT ELEVATOR CABLE	510105391	FRAYED	20141113004	PNR
172RG	2701	WELD ASSEMBLY-YOLK	24600331	CORRODED	20141027011	ONT
172RG	3233	BOLT	AN175H22A	SHEARED	20141205004	ONT
172S	2312	VERY HIGH FREQUENCY RADIO		INTERFERENCE	20141202038	PNR
172S	3340	LANDING LIGHT	1077136800	DIM	20141010014	ONT
172S	6113	SPINNER BULKHEAD	5522311	CRACKED	20141023004	ONT
182T	8097	IGNITION SWITCH	C2925010106	BROKEN	20141223006	PNR
208	7600	STOP SPRING	SL60063	BROKEN	20141030014	PAC
208B	2750	FLAP TRANSMISSION	C1450046	UNSERVICEABLE	20141029012	PNR
208B	5210	DOOR ASSEMBLY	261709125	UNSERVICEABLE	20141208012	ONT
208B	7160	VANE ASSEMBLY AFT	595503910	UNSERVICEABLE	20141208009	ONT
510	2100	BELT	5MR53525	NEW	20141020010	PNR
560	3244	TIRE	220K281	USED	20141025008	ONT
680	3220	HOSE ASSEMBLY	S3128B0166000G	BROKEN	20141106004	PNR
T182T	7170	OIL BREATHER	155016728	CRACKED	20141117005	PNR

### CONVAIR - CAN

Make/Model	Jasc	Part Name	Part Number	Part Condition	SDR No.	RGN
580	2820	FUEL SHUT OFF VALVE	79401D	FAILED	20141023006	PNR

### DEHAVILLAND - CAN

Make/Model	Jasc	Part Name	Part Number	Part Condition	SDR No.	RGN
DHC 2 MKI	2810	FORWARD FUEL TANK	605301	CRACKED	20141205009	PAC
DHC 2 MKI	5310	FORWARD FUSELAGE FRAME	C2F53203A	CORRODED	20141030008	PAC
DHC 2 MKI	5531	BOLT	NAS147ADH26	BROKEN OFF	20141120011	PAC
DHC 3	6122	TORQUE PRESS TRANSDUCER	APTE548225	FAILED	20141117006	PAC
DHC 5A	3230	SWITCH	34TS13	EXCESSIVE PLAY	20141010019	PNR
DHC 6 300	2210	CABLE INTERFERENCE	C6CF11461	SLIGHT WEAR	20141224006	PNR
DHC 6 300	5530	ATTACHMENT ADAPTOR	C6FSM182033	CRACKED	20141201002	ATL
DHC 6 300	6123	BETA SWITCH	K511	FAILED	20141001007	QUE
DHC 7 102	5411	STRAP	75410772101	CORRODED	20141126003	ONT
DHC 8 102	2400	WIRE		CHAFFED	20141127007	ATL

Make/Model	Jasc	Part Name	Part Number	Part Condition	SDR No.	RGN
DHC 8 102	2710	CABLE		LOW TENSION	20141119006	ATL
DHC 8 102	2710	RIGHT HAND AILERON	85740002S303	BURNED	20141229001	ATL
DHC 8 102	2721	RUDDER TRIM ACTUATOR	DL1028M601	FAILED	20141212002	ATL
DHC 8 102	2731	PULLEY	MS202194	BEARING SEIZED	20141020001	ATL
DHC 8 102	2761	ACTUATOR ROLL SPOILER	A44700009	FRACTURED	20141028004	ATL
DHC 8 102	3250	TRANSFER TUBE	DMK254103	CHAFFING DAMAGE	20141003007	ATL
DHC 8 102	7120	ANCHOR NUT	MS21059L6	CRACKED	20141114009	QUE
DHC 8 102	7603	RIVET		SHEARED	20141212001	ATL
DHC 8 106	3213	MAIN LANDING GEAR SHOCK STRUT	14100127	EXTENDED	20141203004	QUE
DHC 8 200	5610	WINDSHIELD (RIGHT HAND )	NP15790114	CRACKED	20141028005	ONT
DHC 8 301	2700	CABLE	82700551007	CORRODED/FRAYED	20141120013	ATL
DHC 8 301	5210	PRESSURE LINE	85290002103	BROKEN	20141202030	ATL
DHC 8 301	7120	FRONT MOUNT SANDWICH	LM43190	CRACK/DISBOND	20141105006	ATL
DHC 8 311	2400	RECEPTACLE	AC16371	BURNT	20141124014	PNR
DHC 8 311	2750	FLAP TRACK	85780012017	FAULTY	20141021006	ATL
DHC 8 311	2750	TORQUE TUBE	734382E	WORN	20141218017	ATL
DHC 8 311	3210	ACTUATOR		LEAKING	20141124005	ATL
DHC 8 311	3240	PARK BRAKE HANDLE		WORN	20141223005	ATL
DHC 8 311	5730	BOOST PUMP DOUBLER	85712056	CORROSION	20141230003	ATL
DHC 8 311	6123	AUTOFEATHER ARM SWITCH	954215B653323	FAILED	20141021015	ATL
DHC 8 314	3010	DE-ICE LINE	8301001921	CORRODED	20141110013	ONT
DHC 8 400	2400	WIRES		BURNT	20141215007	ONT
DHC 8 400	2400	WIRING		BURNT	20141119002	ONT
DHC 8 400	2710	AILERON CABLE	82742409001	BROKEN CABLE	20141114002	QUE
DHC 8 400	3200	FILTER	31001LD004E004	BROKEN	20141014007	QUE
DHC 8 400	3220	NOSE LANDING GEAR DOOR ACTUATOR	47830	LEAKING INTERNAL	20141031012	QUE
DHC 8 400	3220	SOLENOID SEQUENCE VALVE	483025	REPLACED	20141031014	QUE
DHC 8 400	3246	WHEEL ASSEMBLY	315731	BEARING	20141110002	QUE
DHC 8 400	3250	SPUR GEAR	109610221	LOOSE COLLAR	20141027010	QUE
DHC 8 400	3260	NOSE LANDING GEAR LOCK SENSOR	47390	FAILED NEAR	20141216001	QUE
DHC 8 400	3423	LEAD ASSEMBLY STANDBY COMPASS	CE2A26	BURNT	20141017002	ONT
DHC 8 400	5210	DOOR SEAL		SERVICEABLE	20141002003	QUE
DHC 8 400	5210	LOWER MAIN SILL	85329349	CORROSION	20141029004	QUE
DHC 8 400	5220	DOOR PROXIMITY SENSOR	401020201	FAULTY	20141001002	QUE
DHC 8 400	5220	DOOR PROXIMITY SENSOR	401020201	FAULTY	20141001003	QUE
DHC 8 400	5230	DOOR SEAL		FAULTY	20141001008	QUE
DHC 8 400	5230	DOOR WARNING		INTERMITTENT	20141218012	QUE
DHC 8 400	5240	DOOR		STIFF	20141001004	QUE
DHC 8 400	5270	WIRE		BROKEN	20141001006	QUE
DHC 8 400	5270	WIRE		BROKEN	20141008012	QUE
DHC 8 400	5510	SKIN PANEL	85517250	CORROSION	20141217020	QUE
DHC 8 401	2760	ACTUATOR MOUNTING BRACKET	85714018002	CRACKED	20141212008	QUE
DHC 8 402	2100	PACK BYPASS VALVE	8209145	FAILED	20141105007	QUE
DHC 8 402	2120	DUCT LEAK OVERHEAT SWITCH	8209083	FAILED	20141031021	PNR

Make/Model	Jasc	Part Name	Part Number	Part Condition	SDR No.	RGN
DHC 8 402	2120	FLOW CONTROL AND SHUT OFF VALVE	8209026	FAILED	20141124006	PNR
DHC 8 402	2211	MODULE		REPLACED	20141022004	ATL
DHC 8 402	2400	CIRCUIT BREAKER	MS3320	CRACKED	20141003009	QUE
DHC 8 402	2420	PIN		GROUNDED	20141210003	ONT
DHC 8 402	2530	COFFEE BREWER	400263601	OVERHEATED	20141211001	ATL
DHC 8 402	2700	BEARING	DSC25	MIGRATION	20141223001	QUE
DHC 8 402	2710	AILERON CABLE RIGHT HAND	82742409001	UNSERVICEABLE	20141219006	ATL
DHC 8 402	2721	ROTARY SWITCH	682169	FAILED	20141118006	PNR
DHC 8 402	2897	TANK UNIT (PROBE)	28069108	NEW	20141120009	QUE
DHC 8 402	2900	RELIEF VALVE		BROKEN	20141008019	QUE
DHC 8 402	2910	RELIEF VALVE		LEAKING	20141022001	QUE
DHC 8 402	2913	ENGINE DRIVEN PUMP		FAILED	20141106003	QUE
DHC 8 402	2913	ENGINE DRIVEN PUMP		FAILED	20141110001	QUE
DHC 8 402	2913	ENGINE DRIVEN PUMP	6617304	LEAKING	20141223003	ONT
DHC 8 402	2913	HYDRAULIC PUMP	6617303	FAILED	20141027008	ONT
DHC 8 402	2913	HYDRAULIC PUMP	6617304	INTERNAL FAILURE	20141202026	ATL
DHC 8 402	2930	TEMPERATURE SWITCH	9669971	FAILED	20141127001	PNR
DHC 8 402	2997	WIRING HARNESS		CHAFFED	20141124010	PNR
DHC 8 402	3010	DE-ICE BOOT		NOT INFLATING	20141229010	ONT
DHC 8 402	3010	DEICE BOOT	51SP162532	BURST BUBBLE	20141124002	QUE
DHC 8 402	3040	WIPER ARM	4384319	BREAK	20141031017	QUE
DHC 8 402	3210	HOSE		DAMAGED	20141104007	QUE
DHC 8 402	3220	NOSE LANDING GEAR LOCK ACTUATOR	474003	LEAKING	20141211003	PNR
DHC 8 402	3220	NOSE LANDING GEAR		FAILED	20141027001	QUE
DHC 8 402	3231	PUSH ROD ASSEMBLY	468665	DISCONNECTED	20141229007	PNR
DHC 8 402	3234	LANDING GEAR SELECTOR PANEL	860TS09Y00	UNSERVICEABLE	20141119004	ATL
DHC 8 402	3234	MAIN LANDING GEAR SELECTOR VALVE	48300	FAILED	20141126001	QUE
DHC 8 402	3244	MAIN WHEEL	315731	LEAKING TIRE	20141128003	ATL
DHC 8 402	3246	BEARINGS	296752629OUTR	DISTROYED	20141201008	ATL
DHC 8 402	3411	PITOT TUBE		CRACKED	20141229011	ONT
DHC 8 402	5210	KICK PLATE		DISPONDED	20141021016	ATL
DHC 8 402	5240	DRAIN VALVE	41007004	NOT SEATED	20141030002	ONT
DHC 8 402	5520	ELEVATOR		DAMAGED	20141003008	ATL

#### DIAMOND - CAN

Make/Model	Jasc	Part Name	Part Number	Part Condition	SDR No.	RGN
DA 20 C1	1400	BOLTS	AN3	CORRODED	20141109001	ATL
DA 20 C1	2842	FUEL SENDER GASKET	226053	DESTROYED	20141105005	ATL
DA 20 C1	3418	STALL HORN	2227391000C	NOT WORKING	20141014011	ATL
DA 20 C1	5260	LEFT HAND STEP	2252100300	CRACKED	20141029006	ONT

**DOUGLAS**

Make/Model	Jasc	Part Name	Part Number	Part Condition	SDR No.	RGN
DC3C	2701	UPPER ELBOW	4117124	STRIPPED THREADS	20141031008	ONT

**EMBRAER**

Make/Model	Jasc	Part Name	Part Number	Part Condition	SDR No.	RGN
EMB 500	2710	AILERON CABLES	50015033401	WORN	20141203008	PNR
EMB 500	2730	RIGHT HAND ELEVATOR	500110698003	WORN	20141203007	PNR
EMB 500	2752	LEFT HAND BOLT		WORN	20141203009	PNR
EMB 505	2720	ACTUATOR	09762P00003	FAILED	20141208013	PAC
ERJ 190 100 IGW	2121	FAN RECIRCULATION	4101722	FAILED	20141103019	QUE
ERJ 190 100 IGW	2760	POWER CONTROL UN SPOILER	4148001009	FAILED	20141031009	QUE
ERJ 190 100 IGW	2780	SLAT ACT TYPE D ACTUATOR	1703909A	DISCONNECTED	20141003003	QUE
ERJ 190 100 IGW	2780	SLAT HARNESS	19019567401	FAILED	20141128002	QUE
ERJ 190 100 IGW	2780	SLAT SYSTEM		FAILED	20141103017	QUE
ERJ 190 100 IGW	2913	ENGINE HYDRAULIC PUMP	5116404	FAILED	20141127004	QUE
ERJ 190 100 IGW	3222	NOSE LANDING GEAR SLIDING TUBE ASSEMBLY	19070465401	FAILED	20141210002	QUE
ERJ 190 100 IGW	3230	LANDING GEAR CONTROL LEVER	9037B0001	FAILED	20141014018	QUE
ERJ 190 100 IGW	3230	UPLOCK ASSEMBLY	17071000407	FAILED	20141127006	QUE
ERJ 190 100 IGW	3297	GEAR HARNESS CONNECTOR		CORRODED	20141201001	QUE
ERJ 190 100 IGW	520	CABIN		FUMES	20141117001	QUE
ERJ 190 100 IGW	5210	ESCAPE SLIDE GIRT BAR		MIS ADJUSTMENT	20141023001	QUE

**EUROCOPTER DEUT**

Make/Model	Jasc	Part Name	Part Number	Part Condition	SDR No.	RGN
BO105 S CDN BS 4	6230	TYWRAP	E00436COP	MISSING	20141210006	ONT
BO105 S CDN BS 4	6230	TYWRAP	E00436COP	MISSING	20141106002	ONT

**EUROCOPTER FRANCE**

Make/Model	Jasc	Part Name	Part Number	Part Condition	SDR No.	RGN
AS 355	2000	TUBE TORQUE		NEW	20141008014	PAC
EC 120 B	6230	SCISSOR LINK	C623A2005103	BUSHING SEIZED	20141030006	ONT

**FAIRCHILD**

Make/Model	Jasc	Part Name	Part Number	Part Condition	SDR No.	RGN
SA227AC	3414	AIR SPEED INDICATOR		FAULTY	20141104006	ONT
SA227DC	2110	AIR CYCLE MACHINE		SEIZED	20141215002	ONT
SA227DC	2430	RELAY		FAILED	20141104005	ONT
SA227DC	2497	ELECTRICAL WIRE		CHAFFED	20141218014	ONT
SA227DC	2752	FLAP ACTUATOR HOUSING	2736053003	CRACKED	20141218013	ONT
SA227DC	2913	SHAFT - COUPLING	297037	SHEARED	20141218015	ONT

**HUGHES**

Make/Model	Jasc	Part Name	Part Number	Part Condition	SDR No.	RGN
369D	2841	ROLLOVER VALVE	369H8108505	UNSERVICEABLE	20141127008	PAC
369D	6410	BLADE	500P2100105	DISBOND	20141022010	PAC
369E	6410	TAIL ROTOR BLADE	500P3100105	DEBONDED	20141016002	PAC

**MCDONNELL DOUGLAS HC**

Make/Model	Jasc	Part Name	Part Number	Part Condition	SDR No.	RGN
MD 902	6220	ROTOR HEAD		CRACKED	20141014021	PAC

**PILATUS - SW**

Make/Model	Jasc	Part Name	Part Number	Part Condition	SDR No.	RGN
PC 12 45	2750	BOLT	AN174C14	MIS-ORIENTATED	20141006018	ONT
PC 12 47E	2150	COLD AIR UNIT	1677D000003	LEAKING OIL	20141118004	ONT
PC 12 47E	2742	PITCH TRIM ACTUATOR	9787314203	FAILED	20141107005	ONT
PC 12 47E	3160	FLAT PANEL DISPLAY	6601202101	LOSS OF INFO	20141208008	ONT
PC 12 47E	3340	TAIL NAVIGATION LIGHT	9728787207	WET	20141208001	ONT
PC 12 47E	7603	THROTTLE SYSTEM		FROZE	20141124003	ONT

**PIPER**

Make/Model	Jasc	Part Name	Part Number	Part Condition	SDR No.	RGN
PA23 250	3211	TUBE ASSEMBLY DRAG LINK FITTING	1742002	CRACKED	20141202034	PAC
PA23 250	3211	TUBE ASSEMBLY DRAG LINK FITTING	742001	CRACKED	20141202033	PAC
PA31	2140	COMBUSTION CHAMBER		CRACK	20141219002	QUE
PA31	2750	MOTOR	12020001	OVERHAULED	20141015003	PNR
PA31 350	2410	ALTERNATOR BELT	LW18129	EXCESSIVELY WORN	20141027013	PAC
PA31 350	2731	SHAFT - TRIM WHEEL ATTACHMENT	4237900	SHEARED	20141029013	PAC

Make/Model	Jasc	Part Name	Part Number	Part Condition	SDR No.	RGN
PA31 350	3297	CONNECTOR	E314CONN	BROKEN WIRE	20141014020	PAC
PA31 350	7313	ELBOW	76779	RUSTED/CORRODED	20141121005	PAC
PA31 350	7713	FUEL INJECTOR NOZZLE	2541946	CLOGGED	20141010015	PAC
PA31 350	8120	BEARING		WORN AND LEAKING	20141114013	PAC
PA31 350	8530	STUD CYLINDER PAD	3813	BROKEN	20141017009	PNR
PA44 180	2435	BOLT		MISSING	20141022008	ATL
PA44 180	7602	CABLE RETAINING BRACKET	37143000	CRACKED	20141128005	ATL

### PZL - PL

Make/Model	Jasc	Part Name	Part Number	Part Condition	SDR No.	RGN
M 18A DROMADER	2810	FUEL LINE (ALUMINUM)	D61006000	CRACK	20141113007	ONT

### ROBINSON

Make/Model	Jasc	Part Name	Part Number	Part Condition	SDR No.	RGN
R22 MARINER	2120	AIR FILTER	C7711REVC	SERVICABLE	20141128004	ONT
R44 II	6310	JACK SCREW		STRIPPED THREADS	20141103026	PNR
R44 II	6310	JACK SCREW	UN	STRIPPED THREADS	20141103033	PNR
R44 II	7414	MAGNETO	1060064620	ERRATIC	20141014012	PNR
R44 II	7414	MAGNETO	1060064620	FAILED	20141014013	PNR

### SAAB

Make/Model	Jasc	Part Name	Part Number	Part Condition	SDR No.	RGN
340B	7300	CABLE		BROKEN	20141114007	ATL
340B	7321	ENGINE PULLY CASTING	7276105511	CORRODED	20141110009	QUE

### SIKORSKY

Make/Model	Jasc	Part Name	Part Number	Part Condition	SDR No.	RGN
S76A	6210	MAIN ROTOR BLADE ASSEMBLY	7615009100051	GOOD	20141028006	PAC
S76A	7323	POWER TURBINE GOVERNOR	23070101	GOOD	20141020004	PAC
S76C	6700	PUSH ROD	7640000014	NEW	20141124001	ONT
S92A	2810	FUEL BLADDER	VS92371200	CHAFFED	20141119007	PAC

Make/Model	Jasc	Part Name	Part Number	Part Condition	SDR No.	RGN
S92A	2900	HEAT EXCHANGER	9265004900	UNSERVICEABLE	20141029009	ATL
S92A	6320	INPUT GEARBOX		OVERHAULED	20141210001	PAC
S92A	6320	INPUT MODULE	9235115001044	UNSERVICEABLE	20141024020	ATL
S92A	6320	MAIN GEAR BOX LUBE PUMP	9235115800104	UNSERVICABLE	20141217006	ATL

### SWEARINGEN

Make/Model	Jasc	Part Name	Part Number	Part Condition	SDR No.	RGN
SA226TC	3220	UPLOCK HOOK ASSEMBLY/ ARM ASSEMBLY	ASBELOW	IN SERVICE	20141031013	PAC
SA227AC	2710	AILERON SPAR		CRACKED	20141020005	ATL

### VIKING CANADA

Make/Model	Jasc	Part Name	Part Number	Part Condition	SDR No.	RGN
DHC 6 400	2844	PRESSURE SWITCH	C6PF11665	FAILED	20141104011	PAC
DHC 6 400	3213	PLATEN MAIN LANDING GEAR	C6UM119327	OVER MACHINED	20141002005	PAC
DHC 6 400	7320	ROD END	DSC43A	SEIZED	20141031023	PAC
DHC 6 400	7320	ROD END	DSC43A	SEIZED	20141031024	PAC

### WEATHERLY

Make/Model	Jasc	Part Name	Part Number	Part Condition	SDR No.	RGN
620B	5510	HORIZONTAL STABILIZER ATTACHMENT ANGLES		RIVETS LOOSE	20141015007	PNR
620B	5712	LEADING EDGE RIBS		CRACKED	20141015006	PNR



## ENGINE

### ALLISON

Make/Model	Jasc	Part Name	Part Number	Part Condition	SDR No.	RGN
250-C20B	7250	TURBINE	23038241	REPLACED	20141224005	PAC

### AVCO LYCOMING

Make/Model	Jasc	Part Name	Part Number	Part Condition	SDR No.	RGN
IO-360-A3B6D	8530	INTAKE INNER VALVE SPRING	LW12993	BROKEN	20141016001	PNR
IO-540-AE1A5	7414	TACH POINT ASSEMBLY	10400507	UNSERVICEABLE	20141017006	PNR
LTIO-540-J2BD	8120	TURBOCHARGER			20141027002	ONT
O-320-E2D	8520	COUSSINET	69373	HORS SERVICE	20141029008	QUE
TIO-540-AJ1A	8550	VACUUM PUMP SHROUD	2CDHA	SERVICEABLE	20141114005	PNR
TIO-540-J2BD	8500	CRANKCASE	11F20022D3	CRACK	20141020003	ATL

### CFM INTERNATIONAL

Make/Model	Jasc	Part Name	Part Number	Part Condition	SDR No.	RGN
CFM56-5A1	7930	ENGINE INTERFACE UNIT	3957985114	FAILED	20141229003	QUE

### GARRETT

Make/Model	Jasc	Part Name	Part Number	Part Condition	SDR No.	RGN
TPE331-10-511M	7261	ADAPTER	8962331	BROKEN	20141223004	ONT
TPE331-10-511M	7261	OIL FILTER HOUSING	8962331	CRACKED	20141015002	PNR
TPE331-10UA-511G	7200	BOLT	6924B1	IN SERVICE	20141110012	PAC
TPE331-11U-612G	7230	COMPRESSOR HOUSING	31020224	OVERHAULED	20141126002	PNR
TPE331-5-251K	7250	1ST TURBINE WHEEL	8675697	MULTIPLE CRACKS	20141022006	PAC

### GENERAL ELECTRIC

Make/Model	Jasc	Part Name	Part Number	Part Condition	SDR No.	RGN
CF34-3B	7110	TRANSLATING COWL	TBD	DEPARTED	20141002006	QUE
CF34-3B	8300	AXIS P GEAR	5019T39P01	CRACKED	20141202031	PAC
CF6-50C2	7930	SWITCH	21SN0434	IND INTERMITTANT	20141208005	PAC
GENX1B67	7197	HARNESS W09	2443M56P01	CHAFED	20141219007	QUE

**PRATT & WHITNEY-CAN**

Make/Model	Jasc	Part Name	Part Number	Part Condition	SDR No.	RGN
PT6A-114A	7321	FUEL CONTROL UNIT	32448974	STIFF	20141217019	PNR
PT6A-114A	7321	FUEL CONTROL UNIT	32448097	UNSERVICEABLE	20141212006	PNR
PT6A-27	2000	COMPRESSOR TURBINE BLADES	3023401Y17233	UNAPPROVED PART	20141125003	QUE
PT6A-34AG	7250	COMPRESSOR TURBINE BLADE	312075101	BLADE CRACK	20141003011	PNR
PT6A-42	7261	CARRIER OIL SEAL	305904601	DAMAGED	20141028010	PNR
PT6A-65B	2000	BEARING	NK	SERVICE REMOVED	20141127002	PNR
PT6D-114A	7250	BLADE RETAINING RIVETS		INSTALLED WRONG	20141128009	PNR
PT6T-3B	7314	INPUT DRIVESHAFT		CRACKED	20141024027	PAC
PW119B	7200	HIGH PRESSURE TURBINE FRONT COVER	3039640	LCF PART EXCEEDED	20141028001	QUE
PW123	7200	CETRIFUGAL IMPELLER	3016598	FRETTED	20141202037	PNR
PW150A	7200	TRANSFER TUBE	304826903	SERVICEABLE	20141103030	ATL
PW150A	7240	CASE	304794201	CRACKS	20141110008	QUE

**PRATT & WHITNEY-USA**

Make/Model	Jasc	Part Name	Part Number	Part Condition	SDR No.	RGN
R-1830-92	8530	ENGINE CYLINDER		USED	20141219009	PNR
R-2800-CA3	7414	RETAINING NUT	1020690	WORN/UNSCREWED	20141120014	QUE

**ROLLS ROYCE - UK**

Make/Model	Jasc	Part Name	Part Number	Part Condition	SDR No.	RGN
RB211 TRENT 772B-60	7230	ENGINE	RB211772B	DAMAGE COMP STAG	20141023002	QUE

**TELEDYNE CONTINENTAL**

Make/Model	Jasc	Part Name	Part Number	Part Condition	SDR No.	RGN
C-145-2	8530	CYLINDER	AE665314	CRACKED	20141008017	PAC
TSIO-520-B	8530	CYLINDER	AEC631397	UNSERVICEABLE	20141007007	PNR

**TURBOMECA**

Make/Model	Jasc	Part Name	Part Number	Part Condition	SDR No.	RGN
ARRIEL 1D1	7421	IGNITER	CH34745	ERODED AND WORN	20141209001	PNR

## PROPELLER

### HAMILTON STANDARD

Make/Model	Jasc	Part Name	Part Number	Part Condition	SDR No.	RGN
14SF-15	6111	BLADE	SFA13N1R0ADE	CRACKED	20141210008	PNR
14SF-7	6114	BEARING RACE	7823031	DAMAGED	20141028003	ATL

### HARTZELL

Make/Model	Jasc	Part Name	Part Number	Part Condition	SDR No.	RGN
HC-E4A-3J	6111	BLADE ASSEMBLY	E10950PB	IN SERVICE	20141205005	PAC

### MCCAULEY

Make/Model	Jasc	Part Name	Part Number	Part Condition	SDR No.	RGN
1A175/GM8244	1000	BOLT	C562214	SEPARATED	20141202029	PAC

### MT PROPELLER

Make/Model	Jasc	Part Name	Part Number	Part Condition	SDR No.	RGN
MTV-12-B/183-59B	6111	PROPELLER BLADE		CRACKED/SPLIT	20141217005	ONT

## EQUIPMENT

### B/E AEROSPACE

Make/Model	Jasc	Part Name	Part Number	Part Condition	SDR No.	RGN
3ACF0107053	2500	SEAT BELT	320030168038	DEFECTIVE	20141208011	QUE

### BEECH

Make/Model	Jasc	Part Name	Part Number	Part Condition	SDR No.	RGN
IU0282047	2844	FUEL PRESSURE INDICATOR	IU0282047	REPAIRED	20141203006	PNR

### BRUCE

Make/Model	Jasc	Part Name	Part Number	Part Condition	SDR No.	RGN
BR95005	3320	BALLAST	BR95005	BURNT	20141110006	PAC

**C&D AEROSPACE**

Make/Model	Jasc	Part Name	Part Number	Part Condition	SDR No.	RGN
3510005201	2530	RELAY		BURNT	20141007006	ONT

**CHAMPION**

Make/Model	Jasc	Part Name	Part Number	Part Condition	SDR No.	RGN
4371	7414	IMPULSE COUPLING		TIMING DRIFT	20141215003	PNR
4371	7414	IMPULSE COUPLING		TIMING DRIFT	20141215004	PNR

**CUTLER HAMMER**

Make/Model	Jasc	Part Name	Part Number	Part Condition	SDR No.	RGN
8869K5	2000	SWITCH	8869K5	NEW	20141006016	PAC

**DIAMOND - CAN**

Make/Model	Jasc	Part Name	Part Number	Part Condition	SDR No.	RGN
DA20C1	2300	RADIO BACK PLATE ASSEMBLY	110067600	LOOSE	20141030011	ATL

**ELECTROMECH**

Make/Model	Jasc	Part Name	Part Number	Part Condition	SDR No.	RGN
EM6039	2121	BEARING	900012	FAILED	20141205008	PNR

**HARTZELL ENGINE TECH**

Make/Model	Jasc	Part Name	Part Number	Part Condition	SDR No.	RGN
4708849010	8120	POPPET	4766480001	MISSING HOLES	20141022007	PAC

**HONEYWELL**

Make/Model	Jasc	Part Name	Part Number	Part Condition	SDR No.	RGN
11524005	4900	ARMATURE	400SG1064	ARCH DAMAGE	20141222005	ATL

**KANNAD**

Make/Model	Jasc	Part Name	Part Number	Part Condition	SDR No.	RGN
KANNAD406AFH	2562	EMERGENCY LOCATOR TRANSMITTER	S182250202	NEW	20141104003	PNR

**PILATUS - SW**

Make/Model	Jasc	Part Name	Part Number	Part Condition	SDR No.	RGN
521411204	1400	CLAMP VBAND	9599010144	BROKEN WELD	20141202028	ONT

**UNAPPROVED PART****AIRBUS**

Make/Model	Jasc	Part Name	Part Number	Part Condition	SDR No.	RGN
350A272178	2000	TUBE TORQUE		NEW	20141008014	PAC

**CUTLER HAMMER**

Make/Model	Jasc	Part Name	Part Number	Part Condition	SDR No.	RGN
8869K5	2000	SWITCH	8869K5	NEW	20141006016	PAC

**PRATT & WHITNEY-CAN**

Make/Model	Jasc	Part Name	Part Number	Part Condition	SDR No.	RGN
PT6A27	2000	COMPRESSOR TURBINE BLADES	3023401Y17233	UNAPPROVED PART	20141125003	QUE

**PRATT & WHITNEY-CAN**

Make/Model	Jasc	Part Name	Part Number	Part Condition	SDR No.	RGN
8061328B	2000	BEARING	NK	SERVICE REMOVED	20141127002	PNR



## ORDERING TC PUBLICATION AND FORMS

### HEADQUARTERS

Transport Canada (AARDG)  
Place de Ville, Tower C  
Ottawa, ON K1A 0N8  
Tel: 1-800-305-2059

### REGIONAL OFFICES

#### Atlantic

Transport Canada  
95 Foundry St., 6th Floor  
Moncton, NB E1C 5H7  
Tel: 1-800-305-2059

#### Prairie and Northern

Transport Canada  
344 Edmonton Street  
Winnipeg, MB R3C 0P6  
Tel: 1-800-305-2059

#### Ontario

Transport Canada  
4900 Yonge St., Suite 400  
Toronto, ON M2N 6A5  
Tel: 1-800-305-2059

#### Quebec

Transport Canada  
700 Leigh Capreol  
Dorval, QC H4Y 1G7  
Tel: 1-800-305-2059

#### Pacific

Transport Canada  
800 Burrard St., Suite 620  
Vancouver, BC V6Z 2J8  
Tel: 1-800-305-2059

North America:

1-800-305-2059

National Capital Region:

613 991-4071

Fax:

613 991-2081

E-mail:

MPS@tc.gc.ca

## CIVIL AVIATION INTERNET SITES

Civil Aviation Homepage

[www.tc.gc.ca/eng/civilaviation/menu.htm](http://www.tc.gc.ca/eng/civilaviation/menu.htm)

Continuing Airworthiness

[www.tc.gc.ca/eng/civilaviation/certification/continuing-menu-1432.htm](http://www.tc.gc.ca/eng/civilaviation/certification/continuing-menu-1432.htm)

Canadian Aviation Regulations (CARs)

[www.tc.gc.ca/eng/civilaviation/regserv/cars/menu.htm](http://www.tc.gc.ca/eng/civilaviation/regserv/cars/menu.htm)

Airworthiness Directive

[www.tc.gc.ca/cawis-swimn](http://www.tc.gc.ca/cawis-swimn)

Civil Aviation Safety Alerts (CASA)

[www.tc.gc.ca/civil-aviation-safety-alert](http://www.tc.gc.ca/civil-aviation-safety-alert)

Web Service Difficulty Reporting System (WSDRS)

[www.tc.gc.ca/wsdrs](http://www.tc.gc.ca/wsdrs)